

2. – 7. Juli 2019

Bavarian Summer

auf Gut Matheshof in Kreuth

Show

European Championship

der NSBA

4-fach AQHA-Show

NRHA (USA)-Show

VWB-Show

62.000 Euro Preisgeld

Finale der VWB Golden Series



Westernreiten



Nähere Infos unter

www.westernreiten-online.de

Veranstalter: Vereinigung der Westernreiter in Bayern e.V.



Bavarian Summer
Show
2.-7. Juli 2019

Patternbook

Patternübersicht

Reining

8347	VWB	Novice Jugend Reining	VWB-Pattern	5
8348	VWB	Jugend Reining	VWB-Pattern	6
9340	VWB	Einsteiger Reining	VWB-Pattern	6
7340	VWB	Amateur Reining	VWB-Pattern	2
6340	VWB	Offen Reining	VWB-Pattern	8
5055	VWB	Bavarian Golden Series Reining	VWB-Pattern	9
1341	AQHA 1/2	Open Junior Reining	AQHA-Pattern	6
1342	AQHA 1/2	Open Senior Reining	AQHA-Pattern	2
1343	AQHA 1/2	Open Green Reining	AQHA-Pattern	6
2340	AQHA 1/2	Amateur Reining	AQHA-Pattern	11
3340	AQHA 1/2	Novice Amateur Reining	AQHA-Pattern	13
1341	AQHA 3/4	Open Junior Reining	AQHA-Pattern	13
1342	AQHA 3/4	Open Senior Reining	AQHA-Pattern	10
1343	AQHA 3/4	Open Green Reining	AQHA-Pattern	11
2340	AQHA 3/4	Amateur Reining	AQHA-Pattern	8
3340	AQHA 3/4	Novice Amateur Reining	AQHA-Pattern	11
4340	AQHA 3/4	Youth Reining	AQHA-Pattern	5
N1100	NRHA	Open Morrison Trophy	NRHA-Pattern	7
N1200	NRHA	Open Intermediate	NRHA-Pattern	4
N1700	NRHA	Open Novice Horse	NRHA-Pattern	2
N1400	NRHA	Non Pro Morrison Trophy	NRHA-Pattern	3
N1500	NRHA	Non Pro Intermediate	NRHA-Pattern	4
N1600	NRHA	Non Pro Limited	NRHA-Pattern	6
N3100	NRHA	Youth 13 & under	NRHA-Pattern	5
N3200	NRHA	Youth 14-18	NRHA-Pattern	8

Western Riding

6360	VWB	Offen Western Riding	VWB-Pattern	1
7360	VWB	Amateur Western Riding	VWB-Pattern	3
1360	AQHA 1/2	Open Western Riding	AQHA-Pattern	2
1363	AQHA 1/2	Green Western Riding	Green-Pattern	2
2360	AQHA 1/2	Amateur Western Riding	AQHA-Pattern	4
1360	AQHA 3/4	Open Western Riding	AQHA-Pattern	1
1363	AQHA 3/4	Green Western Riding	Green-Pattern	1
2360	AQHA 3/4	Amateur Western Riding	AQHA-Pattern	3

Ranch Riding

6430	VWB	Offen Ranch Riding	AQHA-Pattern	9
7430	VWB	Amateur Ranch Riding	AQHA-Pattern	3
9430	VWB	Einsteiger Ranch Riding	AQHA-Pattern	4
8430	VWB	Jugend Ranch Riding	AQHA-Pattern	2
5054	VWB	Bavarian Golden Series Ranch Riding	Seite	23
1430	AQHA 1/2	Open Ranch Riding	AQHA-Pattern	7
2430	AQHA 1/2	Amateur Ranch Riding	AQHA-Pattern	10
1430	AQHA 3/4	Open Ranch Riding	AQHA-Pattern	12
2430	AQHA 3/4	Amateur Ranch Riding	AQHA-Pattern	8

Patternübersicht

Western Combination

6600	VWB	Offen Western Combination	VWB-Pattern	1
------	-----	---------------------------	-------------	---

Jungpferde

6840	VWB	Jungpferde-Reining	VWB-Pattern	1
6880	VWB	Jungpferde-Trail	VWB-Pattern	1
6890	VWB	Jungpferde-Basis	VWB-Pattern	1

Trail

1381	AQHA 1/2	Open Junior Trail	Seite	6
1382	AQHA 1/2	Open Senior Trail	Seite	6
1383	AQHA 1/2	Green Trail	Seite	5
2380	AQHA 1/2	Amateur Trail	Seite	5
2388	AQHA 1/2	Amateur Select Trail	Seite	5
3380	AQHA 1/2	Novice Amateur Trail	Seite	6
1381	AQHA 3/4	Open Junior Trail	Seite	12
1382	AQHA 3/4	Open Senior Trail	Seite	13
1383	AQHA 3/4	Green Trail	Seite	6
2380	AQHA 3/4	Amateur Trail	Seite	7
3380	AQHA 3/4	Novice Amateur Trail	Seite	11
5380	AQHA 3/4	Rookie Amateur Trail	Seite	7
4380	AQHA 3/4	Youth Trail	Seite	12
6180	VWB	Trail in Hand	Seite	8
6380	VWB	Offen Trail	Seite	8
6390	VWB	Offen Ranch Trail	Seite	9
7380	VWB	Amateur Trail	Seite	12
9380	VWB	Einsteiger Trail	Seite	11
8387	VWB	Novice Jugend	Seite	11
8388	VWB	Jugend	Seite	11
	VWB	Bavarian Golden Series Trail / Limited Trail	Seite	10 / 9
	VWB	Bavarian Golden Series Rising Star	Seite	10

Showmanship

VWB	alle Showmanship VWB	Seite	16 / 17
AQHA 1/2	alle Showmanship AQHA 1/2	Seite	14
AQHA 3/4	alle Showmanship AQHA 3/4	Seite	15
VWB	Bavarian Golden Series Showmanship	Seite	13

Horsemanship

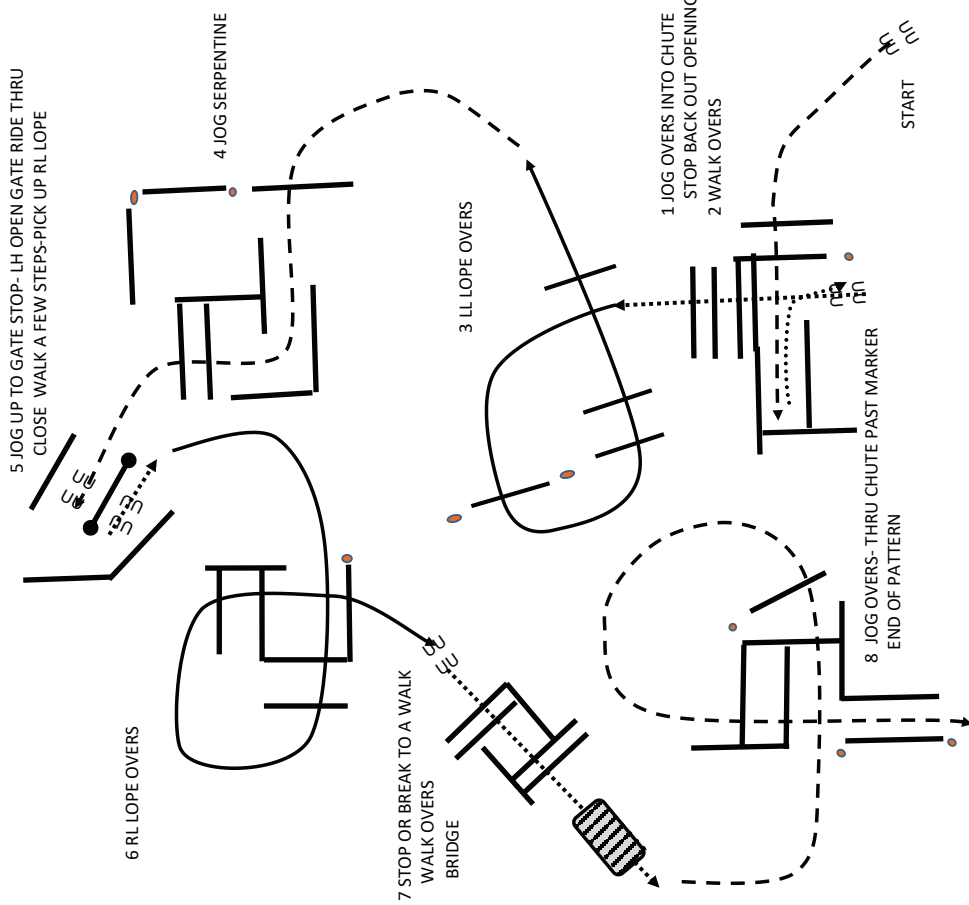
VWB	alle Horsemanship VWB	Seite	18 / 19
AQHA 1/2	alle Horsemanship AQHA 1/2	Seite	19 / 20
AQHA 3/4	alle Horsemanship AQHA 3/4	Seite	20 / 21
VWB	Bavarian Golden Series Horsemanship	Seite	22

Hunt Seat Equitation

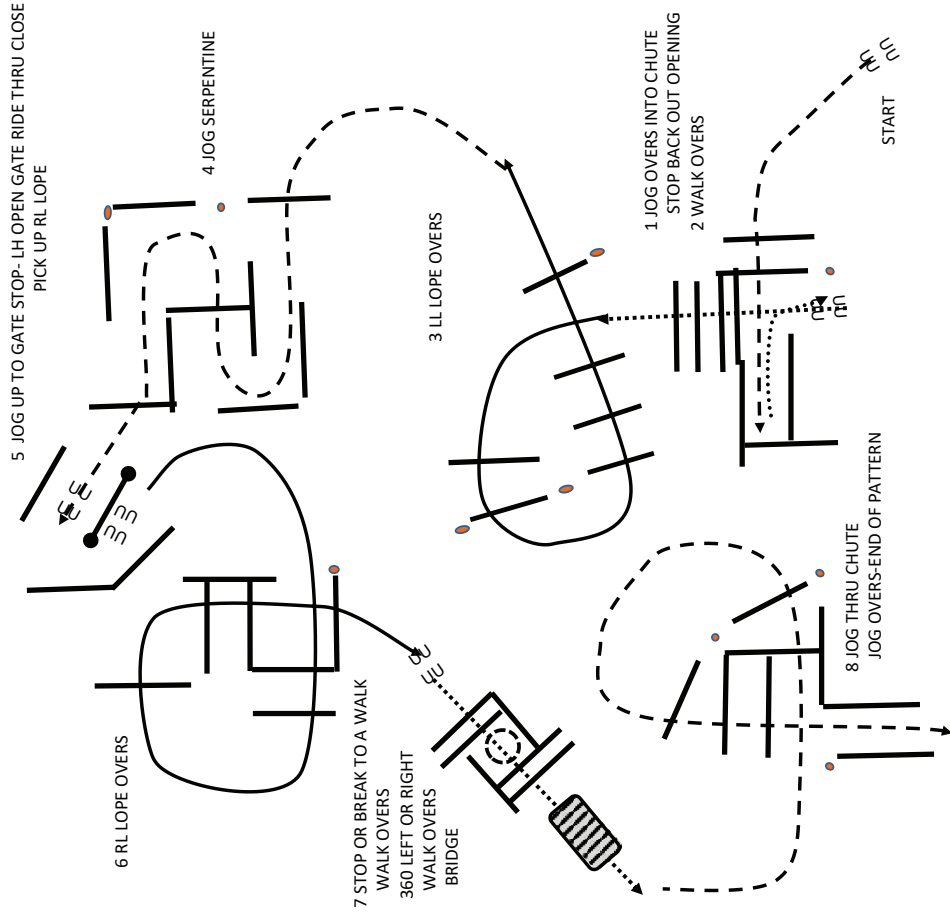
AQHA 1/2	alle Hunt Seat Equitation AQHA 1/2	Seite	25
AQHA 3/4	alle Hunt Seat Equitation AQHA 3/4	Seite	26

BAVARIAN SUMMER SHOW JULI 3 2019
 1383 AQHA GREEN

BAVARIAN SUMMER SHOW JULI 3 2019
 2380 AQHA AMATEUR----2388 AQHA AMATEUR SELECT

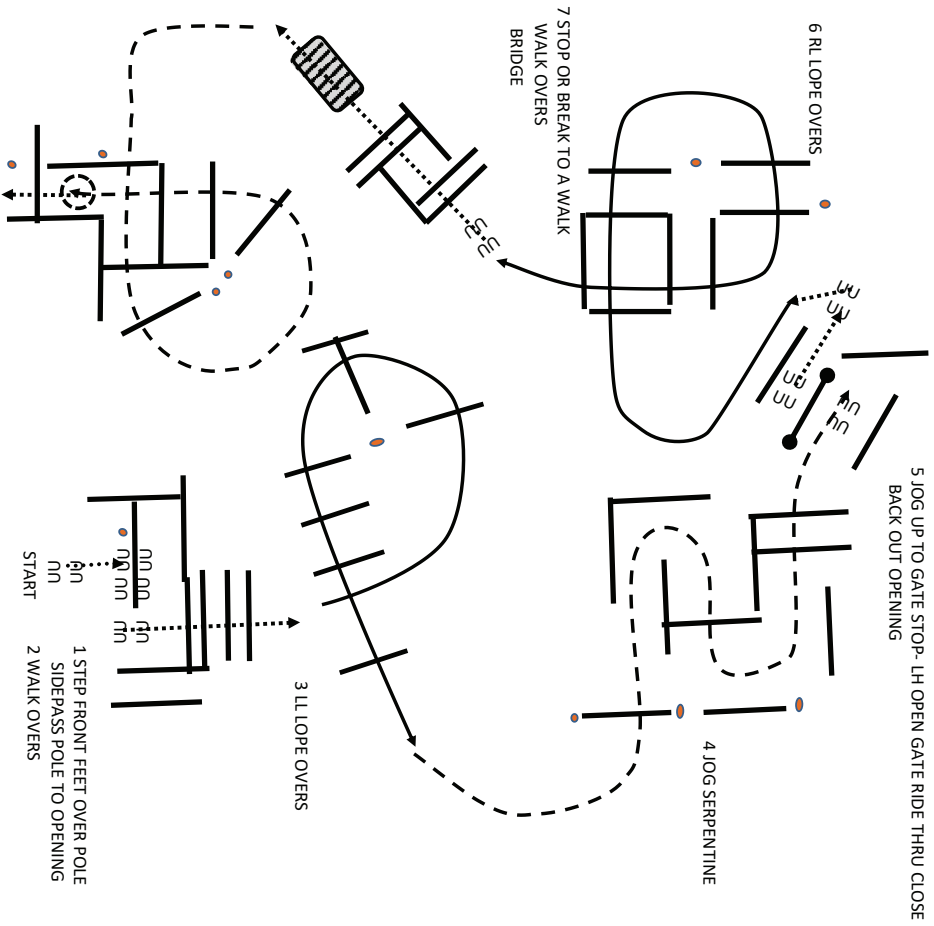


ANNDENISDESIGN COPYRIGHT 2019
 ALL RIGHTS RESERVED



ANNDENISDESIGN COPYRIGHT 2019
 ALL RIGHTS RESERVED

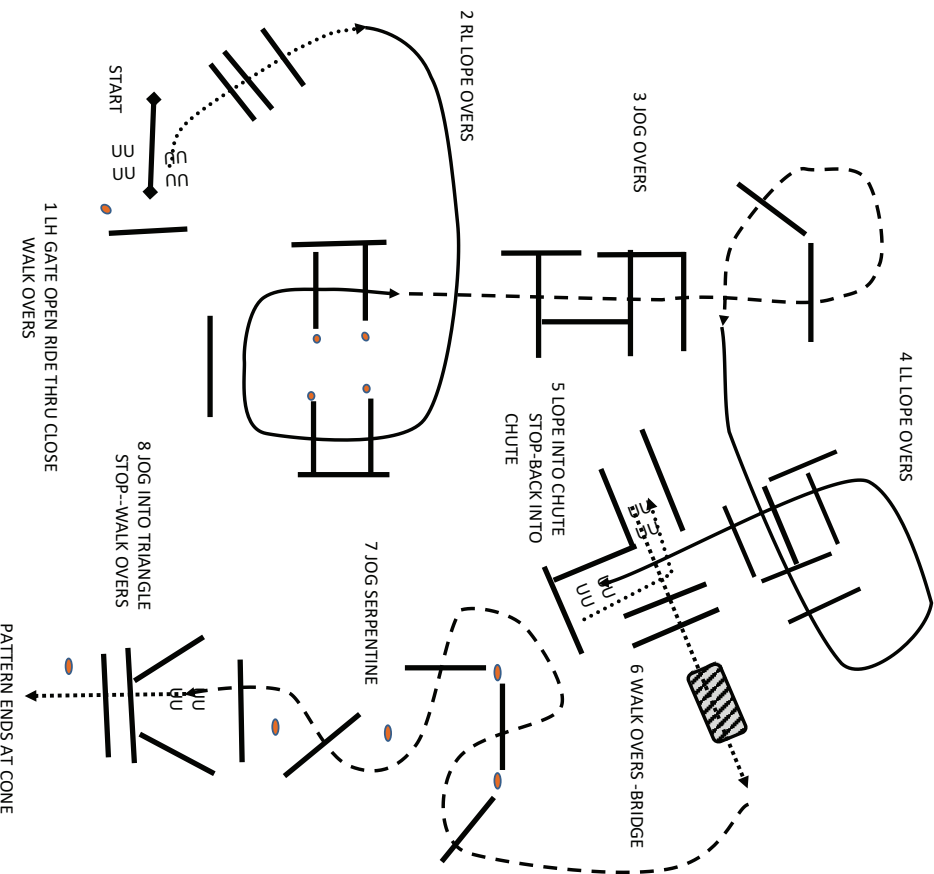
BAVARIAN SUMMER SHOW JULI 3 2019
 1382 AQHA SENIOR TRAIL WEDNESDAY/MITTWOCH



8 JOG THRU CHUTE
 JOG OVERS
 9 STOP IN CHUTE PAST MARKER
 360 RIGHT OR LEFT-WALK OVER POLE TO END OF PATTERN

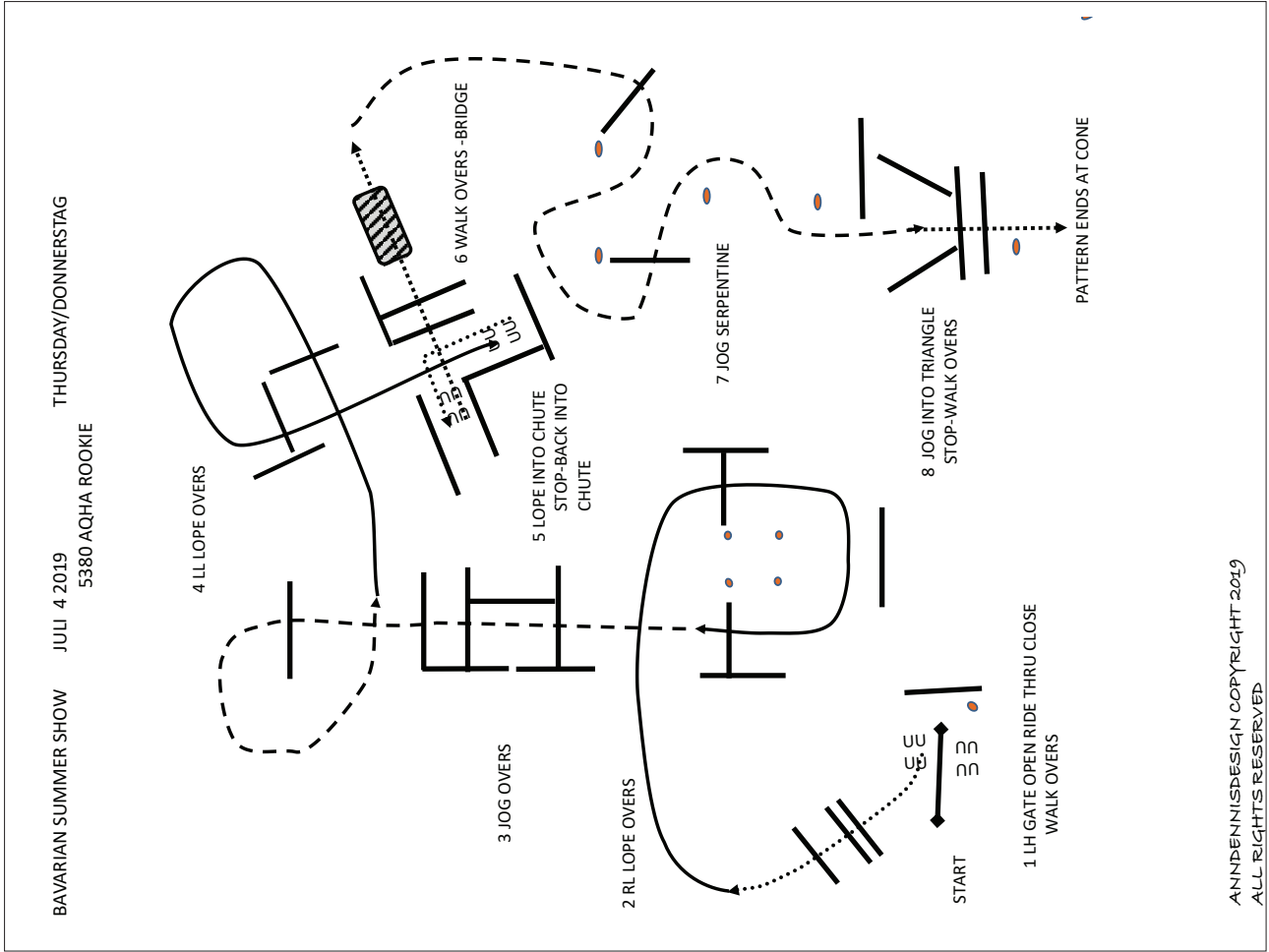
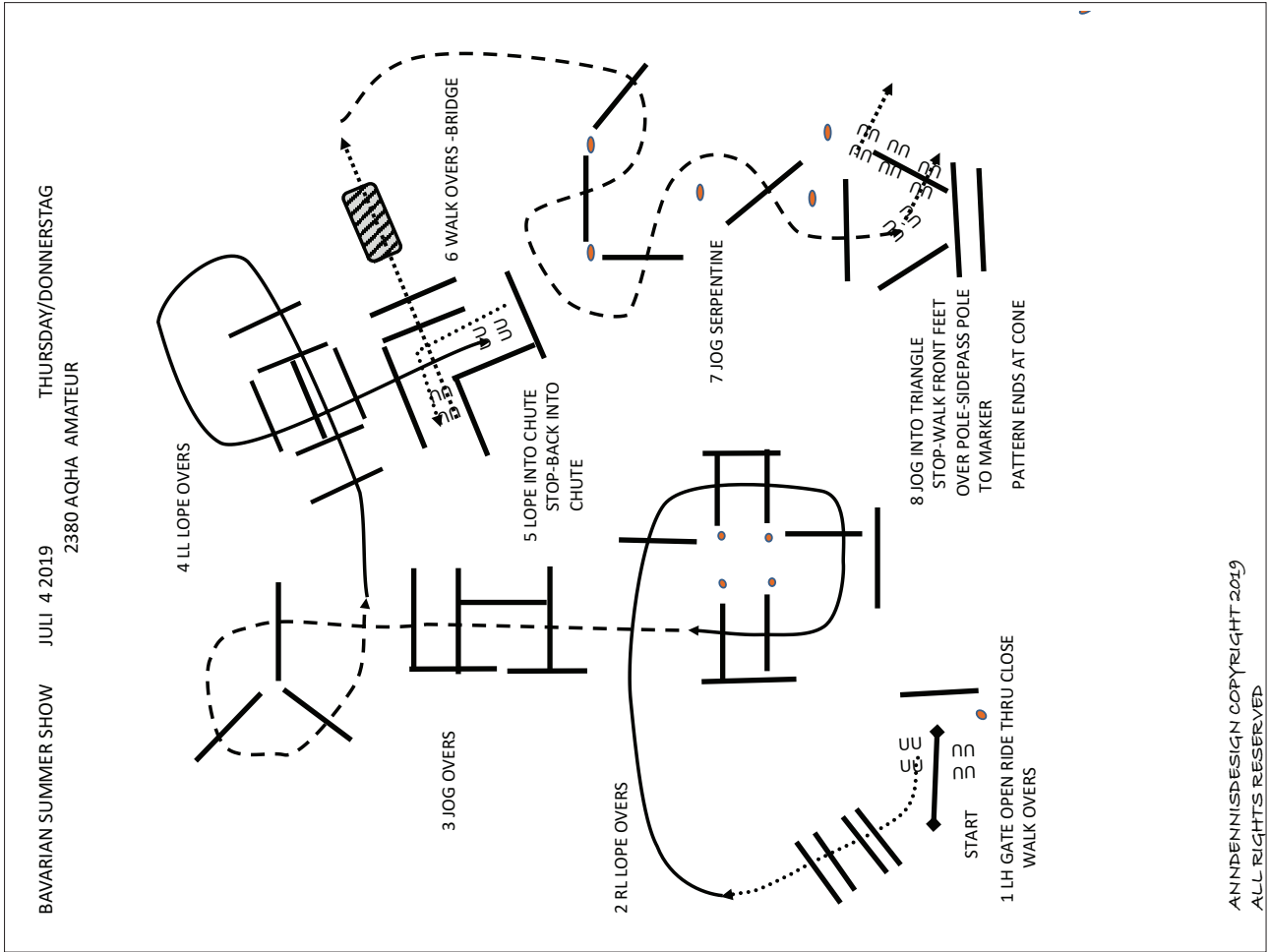
ANNDENNISDESIGN COPYRIGHT 2019
 ALL RIGHTS RESERVED

BAVARIAN SUMMER SHOW JULI 4 2019
 3380 AQHA NOVICE AMATEUR-1381 AQHA JUNIOR HORSE -1383 AQHA GREEN
 THURSDAY/DONNERSTAG

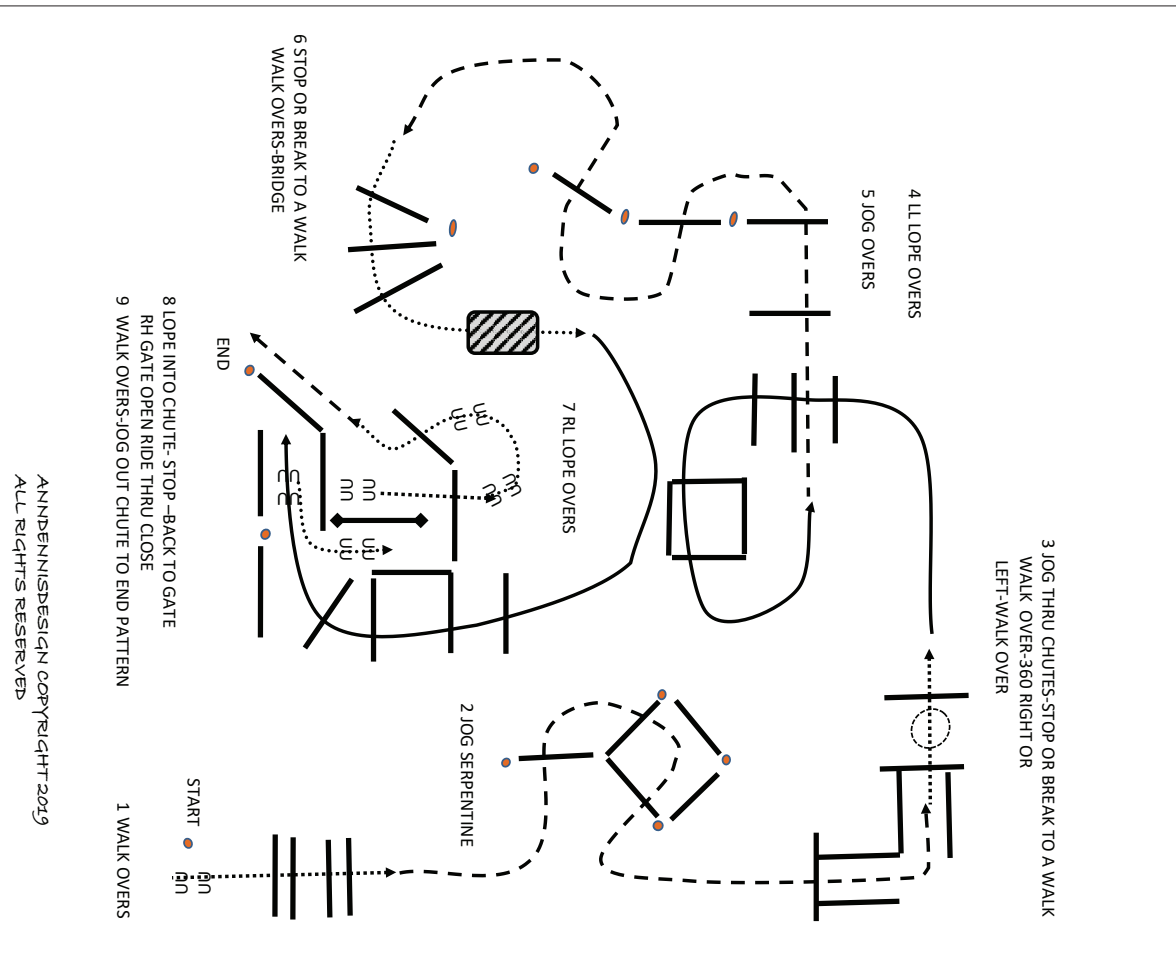


1 LH GATE OPEN RIDE THRU CLOSE
 WALK OVERS
 2 RL LOPE OVERS
 3 JOG OVERS
 4 LL LOPE OVERS
 5 LOPE INTO CHUTE
 STOP-BACK INTO CHUTE
 6 WALK OVERS -BRIDGE
 7 JOG SERPENTINE
 8 JOG INTO TRIANGLE
 STOP-WALK OVERS
 PATTERN ENDS AT CONE

ANNDENNISDESIGN COPYRIGHT 2019
 ALL RIGHTS RESERVED



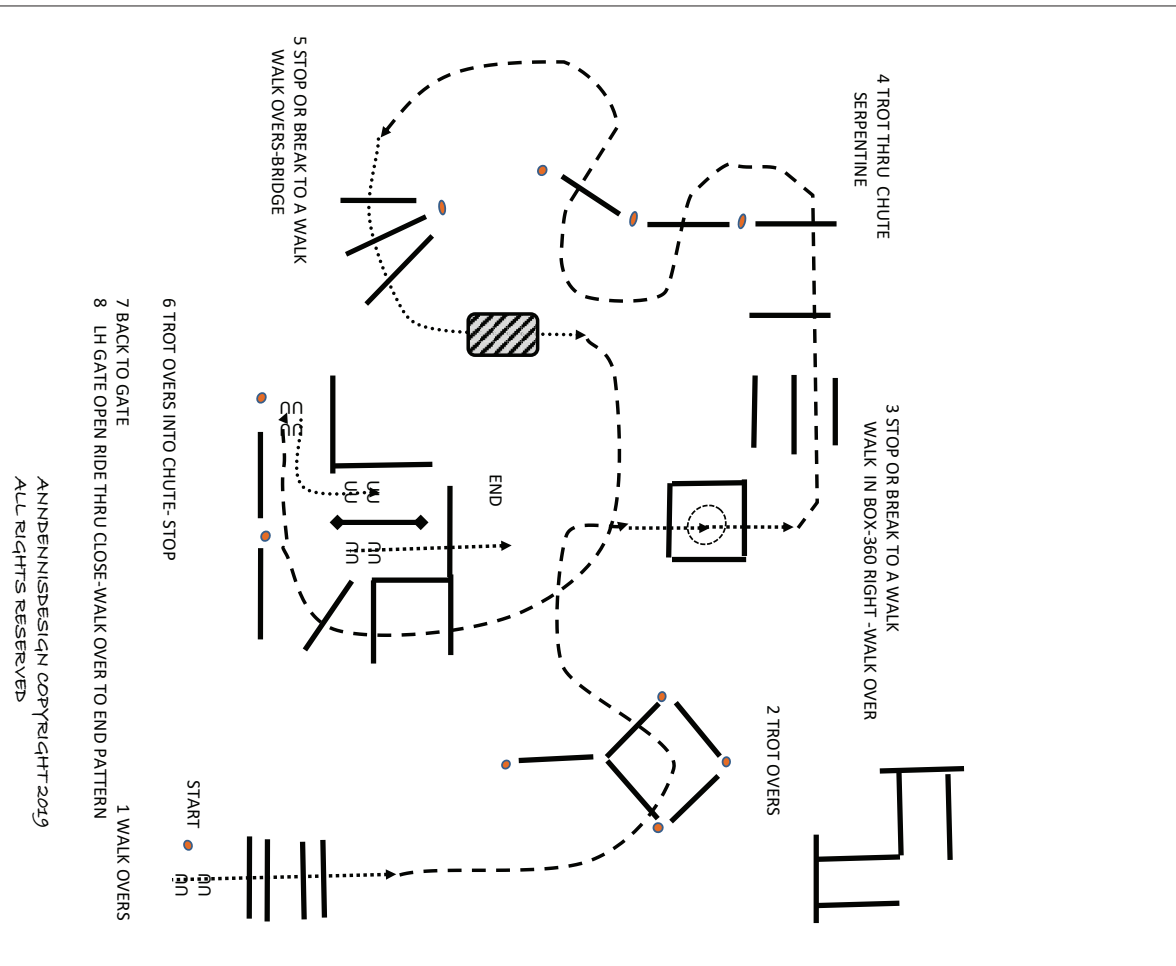
BAVARIAN SUMMER SHOW JULI 5 2019 Friday/Freitag
6380 VWB TRAIL ALL AGES



ANNDENNISDESIGN COPYRIGHT 2019
ALL RIGHTS RESERVED

Pattern

BAVARIAN SUMMER SHOW JULI 5 2019 Friday/Freitag
6810 VWB TRAIL IN HAND-OFFEN

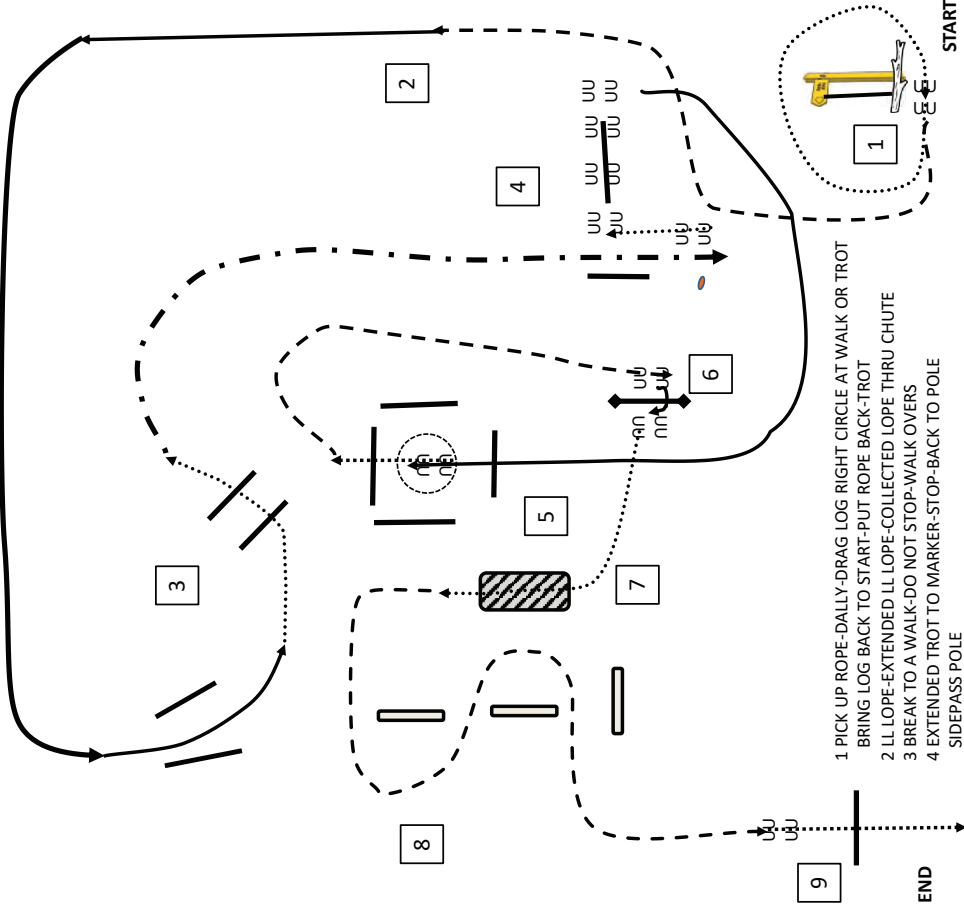


ANNDENNISDESIGN COPYRIGHT 2019
ALL RIGHTS RESERVED

BAVARIAN SUMMER SHOW JULY 5 2019

Friday/Freitag

6380 VWB RANCH TRAIL ALL AGES



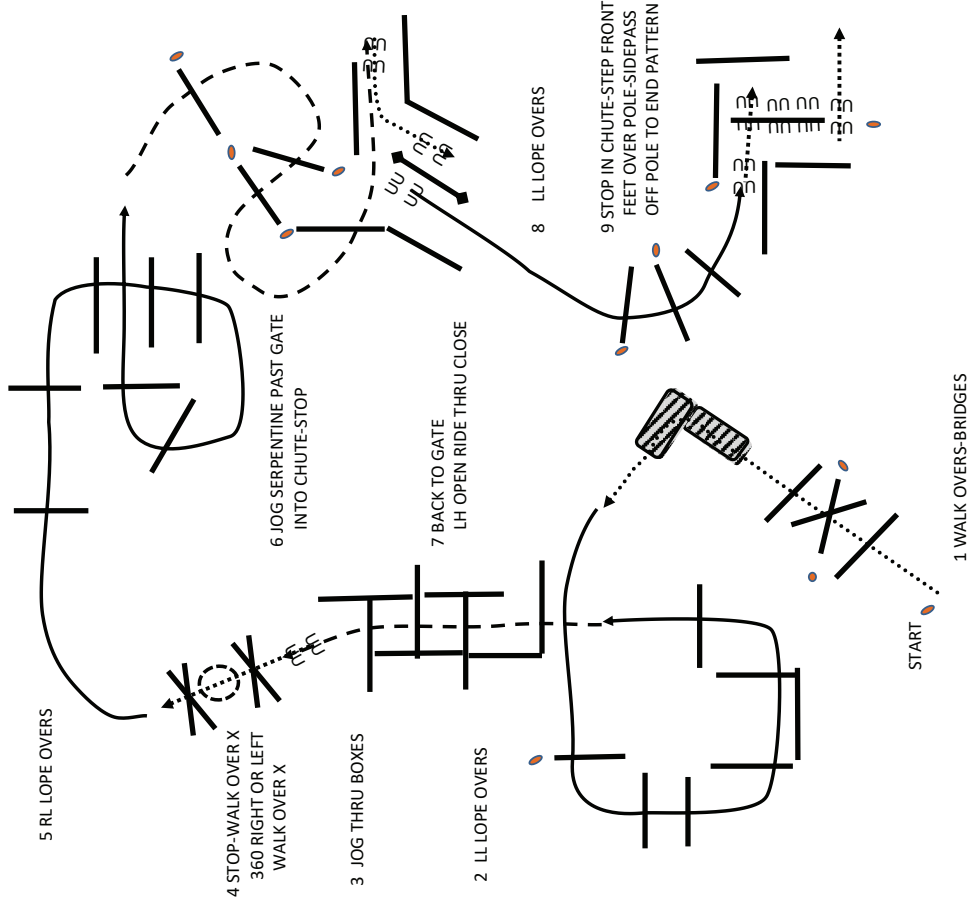
- 1 PICK UP ROPE-DALLY-DRAG LOG RIGHT CIRCLE AT WALK OR TROT BRING LOG BACK TO START-PUT ROPE BACK-TROT
- 2 LL LOPE-EXTENDED LL LOPE-COLLECTED LOPE THRU CHUTE
- 3 BREAK TO A WALK-DO NOT STOP-WALK OVERS
- 4 EXTENDED TROT TO MARKER-STOP-BACK TO POLE SIDEPASS POLE
- 5 RL LOPE OVER POLE INTO BOX STOP -360 RIGHT OR LEFT- WALK OVER
- 6 TROT TO GATE STOP-RH OPEN GATE WALK THRU CLOSE
- 7 WALK TO AND OVER BRIDGE-DO NOT STOP-PICK UP TROT
- 8 TROT SERPENTINE TO POLE-STOP
- 9 DISMOUNT-LEAD HORSE OVER POLE-WALK OUT TO EXIT

ANNENNISDESIGN
COPYRIGHT 2019
ALL RIGHTS
RESERVED

BAVARIAN SUMMER SHOW JULY 6 2019

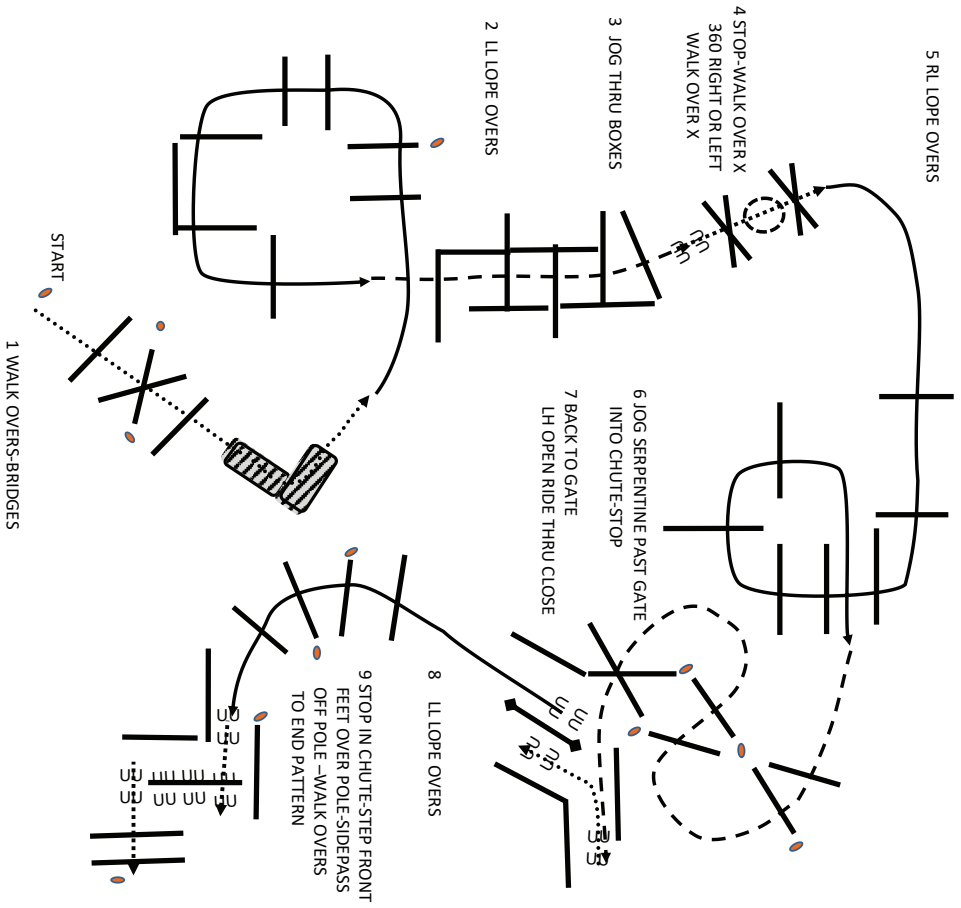
SATURDAY-SAMSTAG

5056 LIMITED SERIES TRAIL FINALE

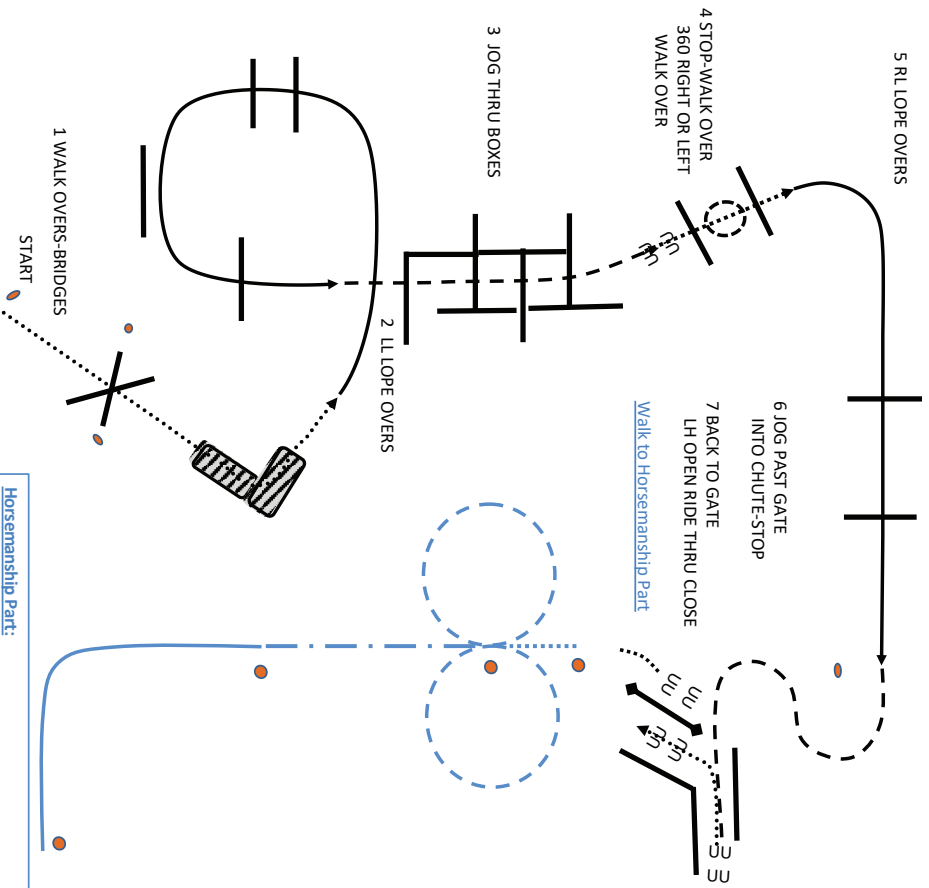


- 1 WALK OVERS-BRIDGES
- 2 LL LOPE OVERS
- 3 JOG THRU BOXES
- 4 STOP-WALK OVER X
360 RIGHT OR LEFT
WALK OVER X
- 5 RL LOPE OVERS
- 6 JOG SERPENTINE PAST GATE
INTO CHUTE-STOP
- 7 BACK TO GATE
LH OPEN RIDE THRU CLOSE
- 8 LL LOPE OVERS
- 9 STOP IN CHUTE-STEP FRONT
FEET OVER POLE-SIDEPASS
OFF POLE TO END PATTERN

ANNENNISDESIGN
COPYRIGHT 2019
ALL RIGHTS
RESERVED



ANDBENNISDESIGN COPYRIGHT 2019
 ALL RIGHTS RESERVED

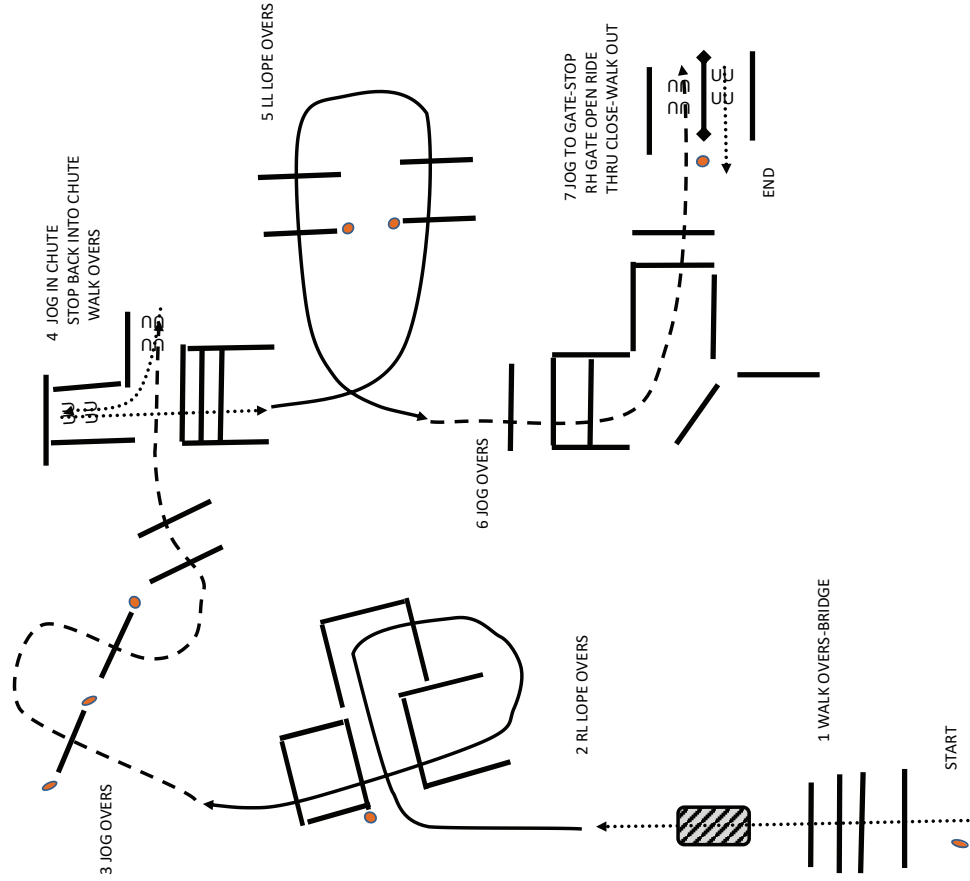


Horsemanship Part:

- Walk from A to B
- At B jog 1 circle to the right and 1 circle to the left
- Ext. jog from B to C
- Lope LL from C to D as drawn
- Stop at D and hesitate

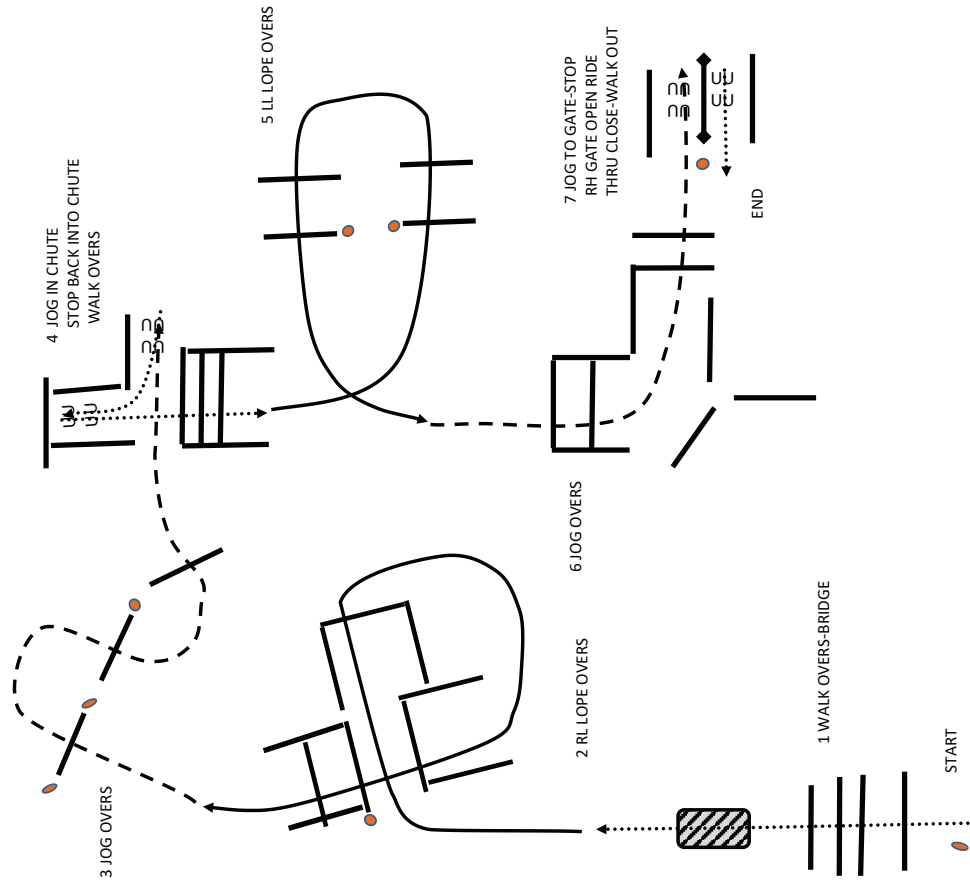
ANDBENNISDESIGN COPYRIGHT 2019
 ALL RIGHTS RESERVED

BAVARIAN SUMMER SHOW JULI 7 2019 SUNDAY/SONNTAG
 8388 VWB YOUTH -3380 AQHA NOVICE AMATEUR



ANNDENNISDESIGN COPYRIGHT 2019
 ALL RIGHTS RESERVED

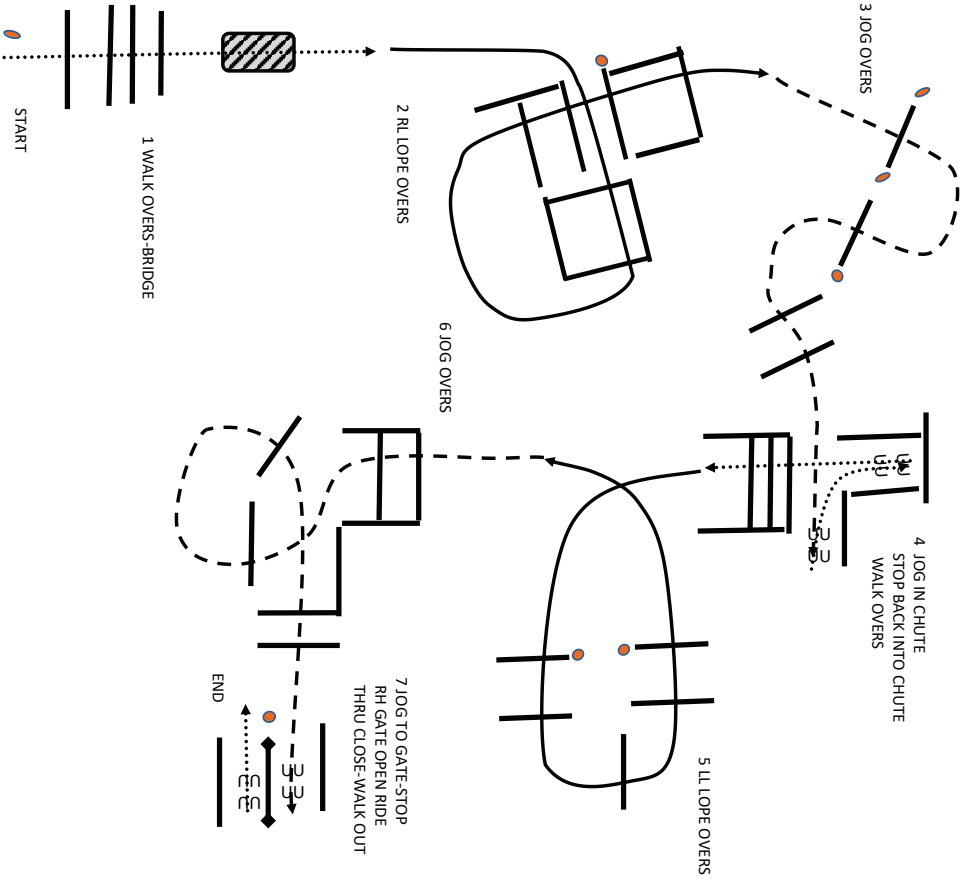
BAVARIAN SUMMER SHOW JULI 7 2019 SUNDAY/SONNTAG
 8387 VWB NOVICE YOUTH-9380 VWB EINSTEIGER



ANNDENNISDESIGN COPYRIGHT 2019
 ALL RIGHTS RESERVED

BAVARIAN SUMMER SHOW JULI 7 2019
 4380 AQHA YOUTH-1381 AQHA JUNIOR

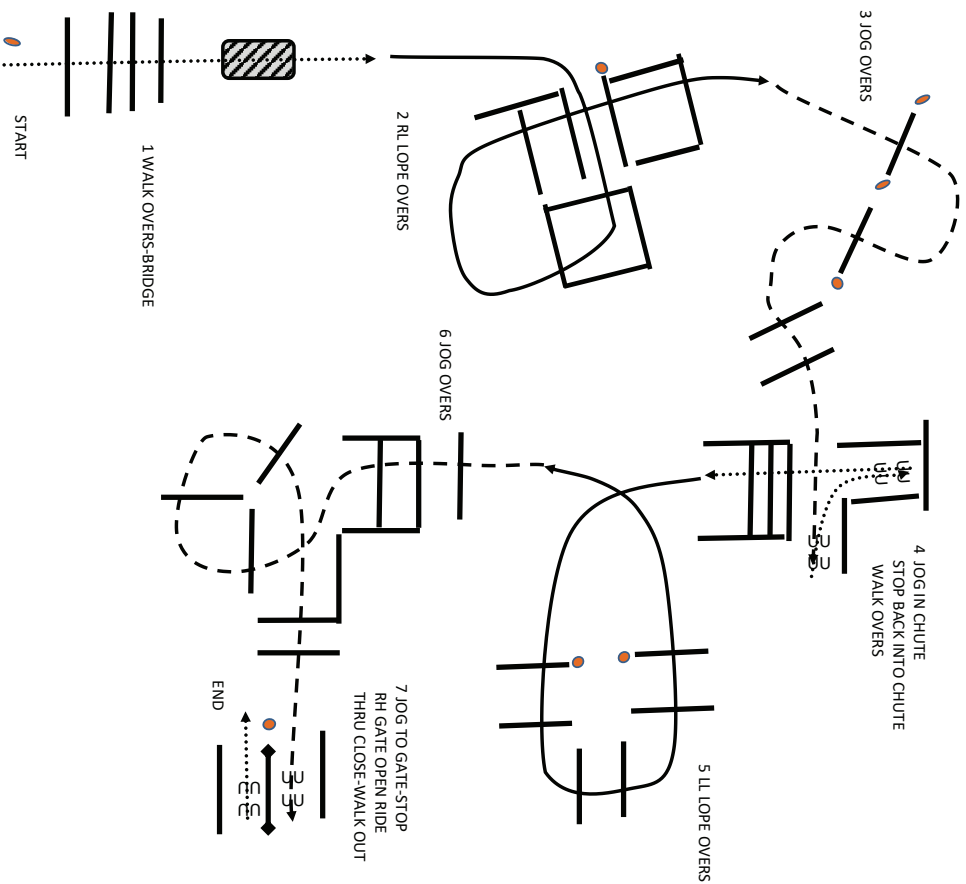
SUNDAY/SONNTAG



ANNDENNISDESIGN COPYRIGHT 2019
 ALL RIGHTS RESERVED

BAVARIAN SUMMER SHOW JULI 7 2019
 7380 WVB AMATEUR

SUNDAY/SONNTAG

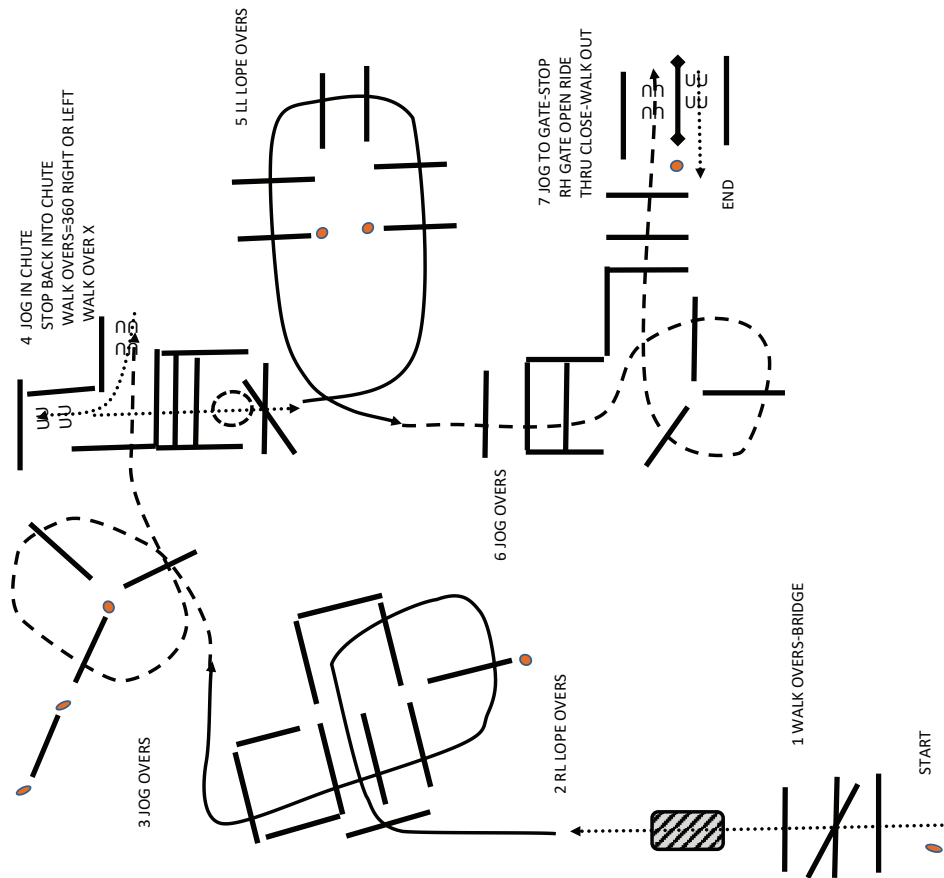


ANNDENNISDESIGN COPYRIGHT 2019
 ALL RIGHTS RESERVED

Pattern

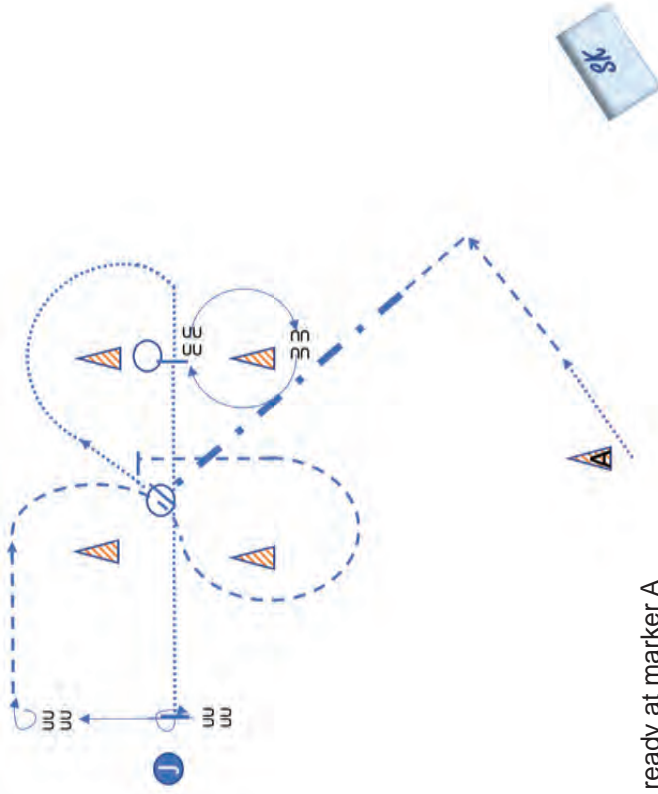
BAVARIAN SUMMER SHOW
JULI 7 2019
1382 AQHA SENIOR

SUNDAY/SONNTAG



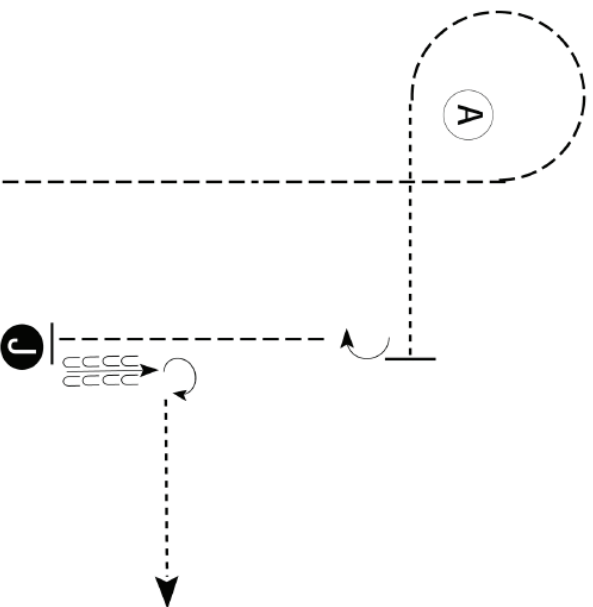
ANN DENNIS DESIGN COPYRIGHT 2019
ALL RIGHTS RESERVED

VWB Bavarian Golden Series Showmanship Final



1. Be ready at marker A
2. When acknowledged walk approx. 3 strides, then jog and show a square corner
3. Show extended jog
4. Stop and perform 1 1/4 turns
5. Walk straight away and then walk as shown to the next 2 markers
6. Stop between the markers and back up a circle around the marker as shown
7. Perform a 360° turn
8. Walk up to the judge, stop and perform a 270° turn
9. Set up your horse for inspection
10. When dismissed back up your horse
11. Perform a 270° turn
12. Jog a serpentine and then jog on a straight line to the center of the 4 markers
13. Stop and set up your horse
(hips of your horse aligned with the judge)
Pattern is completed, leave the arena at a walk or jog

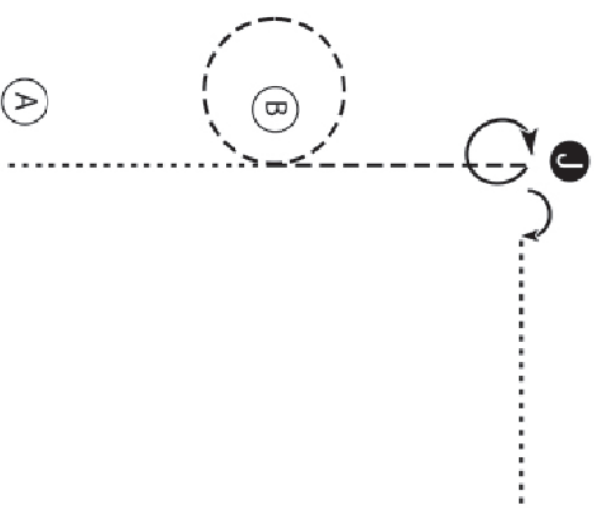
AQHA 1/2 3120 Novice Amateur Showmanship



- Be ready even with judge.
1. Trot to and around A.
 2. Walk from A until even with judge.
 3. Stop and perform a 90 degree turn.
 4. Trot to the judge.
 5. Stop and set up for inspection.
 6. When dismissed, Back approximately 2 horse lengths.
 7. Perform a 270 degree turn.
 8. Walk straight away from judge.

NOTE: The drawn description of this pattern is only intended for the general depictions of the pattern. Contestants should utilize the arena space to best exhibit their horses.

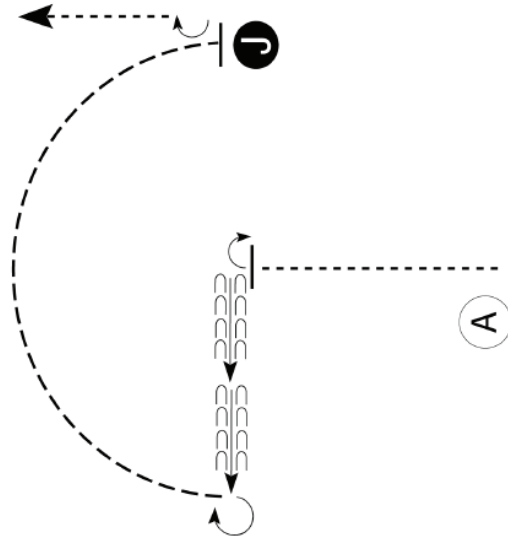
AQHA 1/2 2128 Select Amateur Showmanship
AQHA 1/2 2120 Amateur Showmanship



1. Walk from A to B.
2. At B trot. Trot a circle around B and continue to the Judge
3. Stop and perform a 360 degree turn. Set up for inspection.
4. When dismissed perform a 90 degree turn.
5. Walk straight away from the judge.

NOTE: The drawn description of this pattern is only intended for the general depictions of the pattern. Contestants should utilize the arena space to best exhibit their horses.

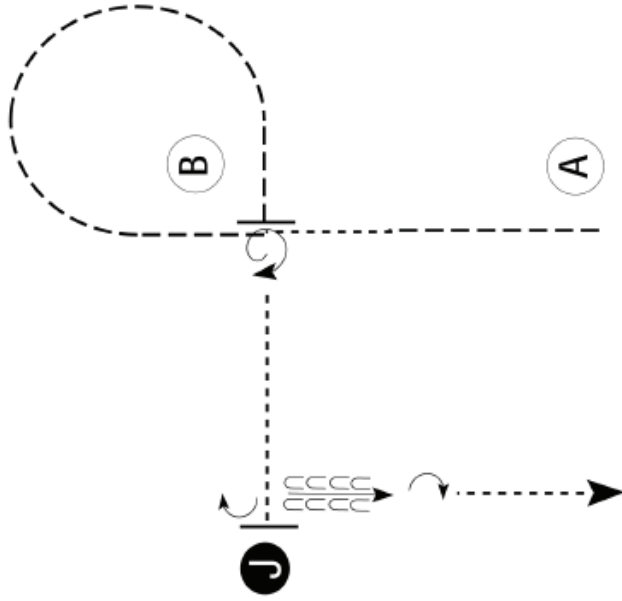
AQHA 3/4 4120 Youth Showmanship
 AQHA 3/4 3120 Novice Amateur Showmanship



- Be ready at A.
1. When acknowledged, walk until horse's hip is even with Judge.
 2. Perform a 90 degree turn.
 3. Back approximately two horse lengths.
 4. Stop and perform a 270 degree turn.
 5. Trot in a half circle to Judge.
 6. Stop and set up for inspection.
 7. When dismissed, perform a 180 degree turn and walk straight away from judge.

NOTE: The drawn description of this pattern is only intended for the general depictions of the pattern. Contestants should utilize the arena space to best exhibit their horses.

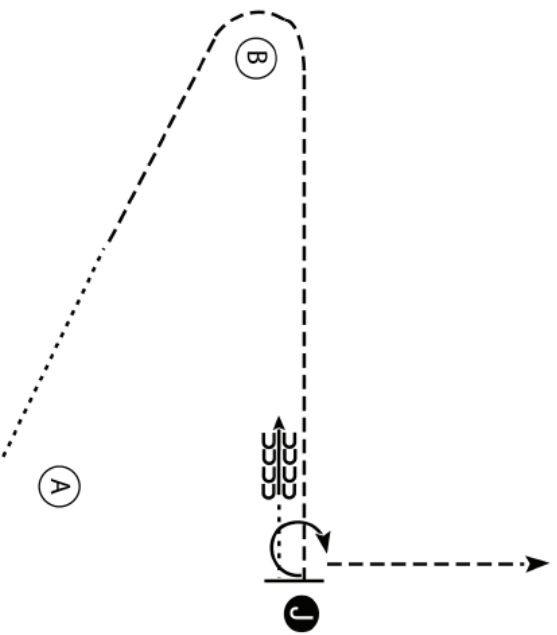
AQHA 3/4 2120 Amateur Showmanship



1. Trot half way to B.
2. Walk two horse lengths.
3. Trot to and around B as shown.
4. Trot past B and stop. Perform a 360 degree turn.
5. Walk to judge and set up for inspection.
6. When dismissed, perform a 90 degree turn and back approximately 2 horse lengths.
7. Perform a 180 degree turn and walk straight away.

NOTE: The drawn description of this pattern is only intended for the general depictions of the pattern. Contestants should utilize the arena space to best exhibit their horses.

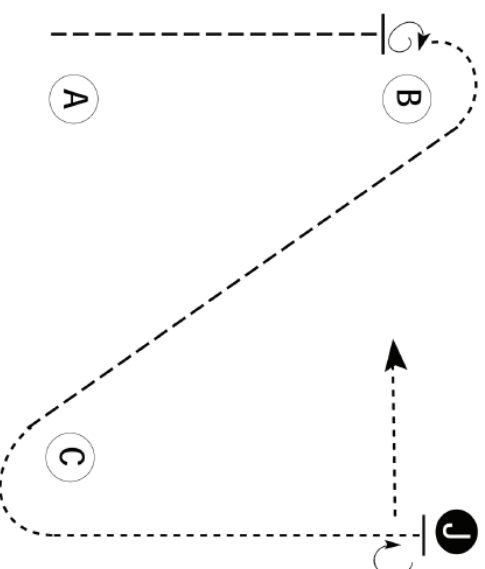
VWB 8127 Novice Jugend Showmanship



1. Walk half way from A to B.
2. Trot around B to the Judge.
3. Stop and back four steps.
4. Walk to Judge and set up for inspection.
5. When dismissed perform a 270 degree turn and trot to line-up.

NOTE: The drawn description of this pattern is only intended for the general depictions of the pattern. Contestants should utilize the arena space to best exhibit their horses.

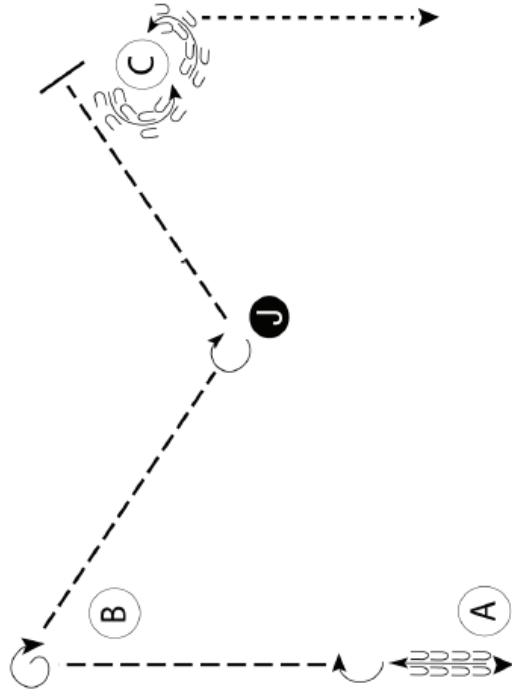
VWB 8128 Jugend Showmanship
VWB 9120 Einsteiger Showmanship



- Be ready at A.
1. Trot to B.
 2. Stop at B and perform a 360 degree turn.
 3. Walk around B.
 4. Trot from B to C.
 5. Walk around C and straight to judge.
 6. Whop and set up for inspection.
 7. When dismissed, perform a 270 degree turn. Walk straight away.

NOTE: The drawn description of this pattern is only intended for the general depictions of the pattern. Contestants should utilize the arena space to best exhibit their horses.

VWB 7120 Amateur Showmanship

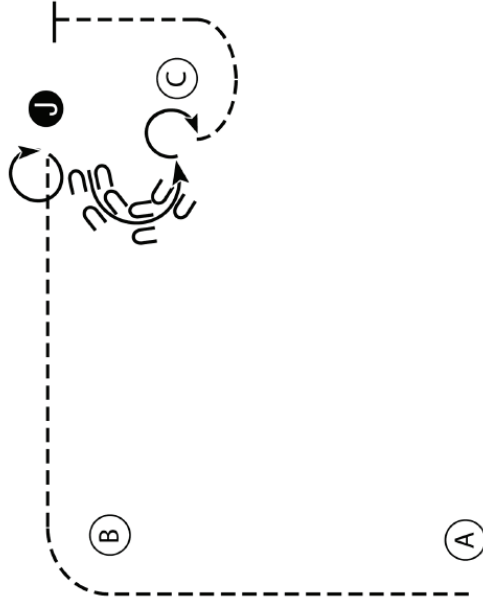


Be ready at A facing away from B.

1. Back one horse length from A.
2. Turn 180 degrees and trot past B.
3. Stop past B, turn 1/3 turns and trot to judge.
4. Stop and set up for inspection.
5. When dismissed, do a 3/4 turn and trot to C.
6. Stop at C. Back around C.
7. Walk straight away from C to exit.

NOTE: The drawn description of this pattern is only intended for the general depictions of the pattern.
Contestants should utilize the arena space to best exhibit their horses.

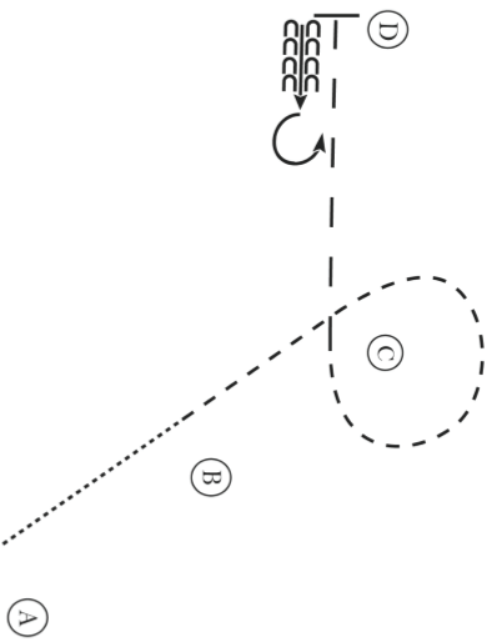
VWB 6120 Offen Showmanship



1. Trot from A to the Judge.
2. Stop and perform a 360 degree turn.
3. Set up for inspection.
4. When dismissed back a half circle to C.
5. Perform a 270 degree turn and trot until even with the Judge.
6. Stop and wait for instructions from the ring steward.

NOTE: The drawn description of this pattern is only intended for the general depictions of the pattern.
Contestants should utilize the arena space to best exhibit their horses.

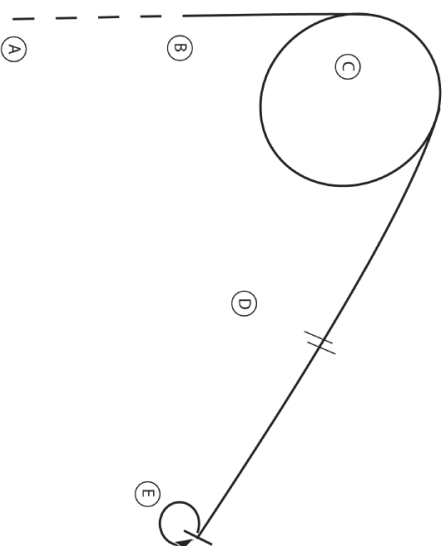
WVB 8407 Novice Jugend Horsemanship



1. Walk A to B.
2. At B jog to C.
3. Jog a tight circle around C.
4. At C extend the jog to D.
5. At D stop and back 4 steps.
6. Perform a 270 degree turn to the left.

NOTE: The drawn description of this pattern is only intended for the general depictions of the pattern. Contestants should utilize the arena space to best exhibit their horses.

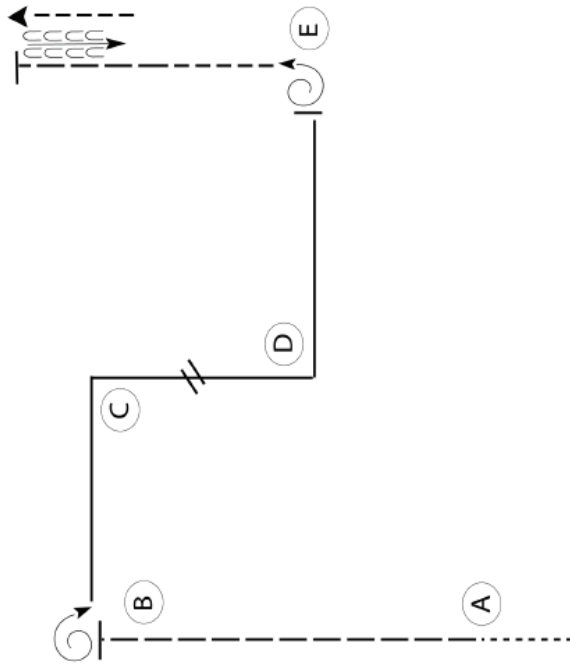
WVB 8408 Jugend Horsemanship
WVB 9400 Einsteiger Horsemanship



1. Extend the jog A to B.
2. At B lope on the right lead to and around C, continue to D.
3. At D perform a lead change and continue to E.
4. Stop at E and perform a 360 degree turn to the left.

NOTE: The drawn description of this pattern is only intended for the general depictions of the pattern. Contestants should utilize the arena space to best exhibit their horses.

VWB 7400 Amateur Horsemanship

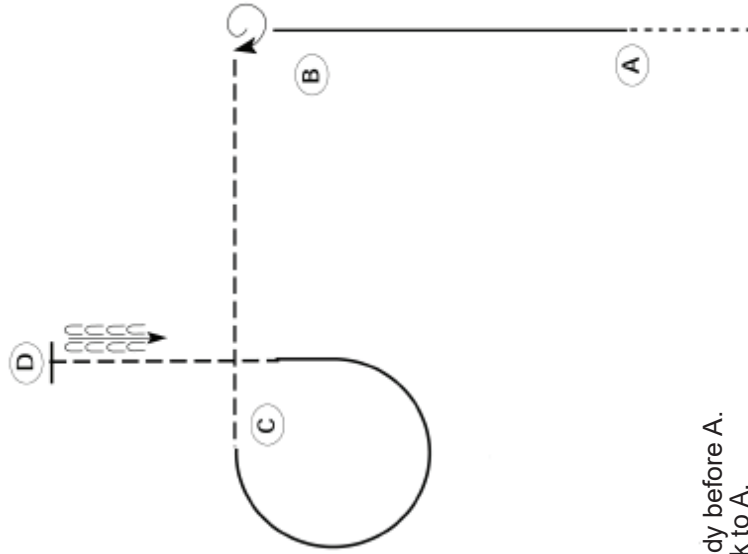


Be ready before A.

1. Walk to A.
2. Extend the jog from A past B.
3. Stop and perform 2 1/4 spins to the right.
4. Lope a square corner around C on the right lead.
5. Perform a simple or flying lead change between C and D.
6. Lope a square corner around D.
7. Stop at E. Perform a 1 1/4 turn to the left.
8. Jog half way to C. Extend the jog until 15 feet (4,5 meter) past C.
9. Stop and back approximately one horse length.

NOTE: The drawn description of this pattern is only intended for the general depictions of the pattern.
Contestants should utilize the arena space to best exhibit their horses.

AQHA 1/2 3400 Novice Amateur Horsemanship

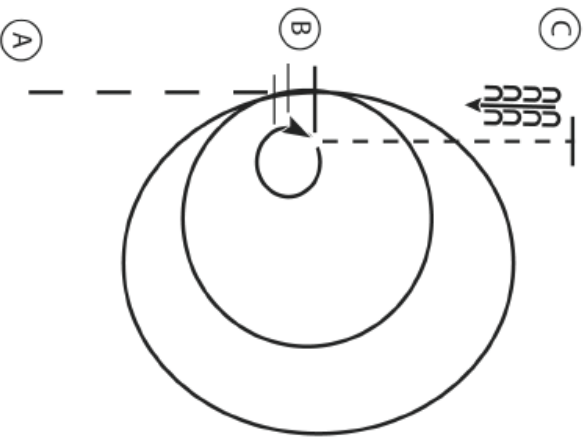


Be ready before A.

1. Walk to A.
2. Lope on the right lead past B.
3. Spin 3/4 turns to the right.
4. Jog from B to C.
5. Lope a circle on the left lead around C.
6. Jog from C to D.
7. Stop at D and back approximately one horse length.

NOTE: The drawn description of this pattern is only intended for the general depictions of the pattern.
Contestants should utilize the arena space to best exhibit their horses.

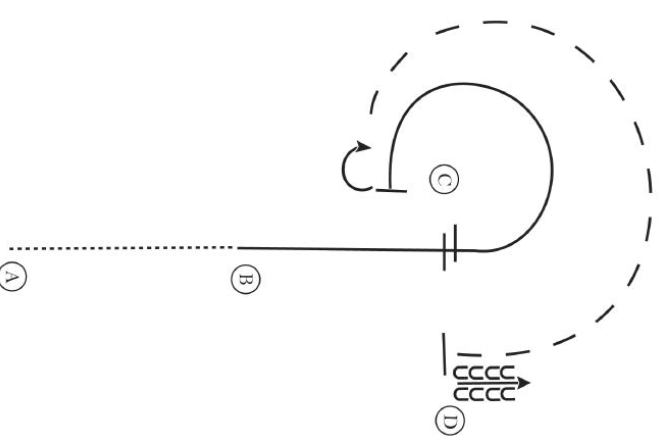
AQHA 1/2 2400 Amateur Horsemanship
 AQHA 1/2 2408 Select Amateur Horsemanship



1. Extend the jog A to B.
2. At B lope a circle to the right on the left lead.
3. At B change leads and continue with speed in a circle to the right.
4. Stop at B and perform a 360 degree turn to the right.
5. Jog B to C.
6. Stop at C and back 4 steps.

NOTE: The drawn description of this pattern is only intended for the general depictions of the pattern. Contestants should utilize the arena space to best exhibit their horses.

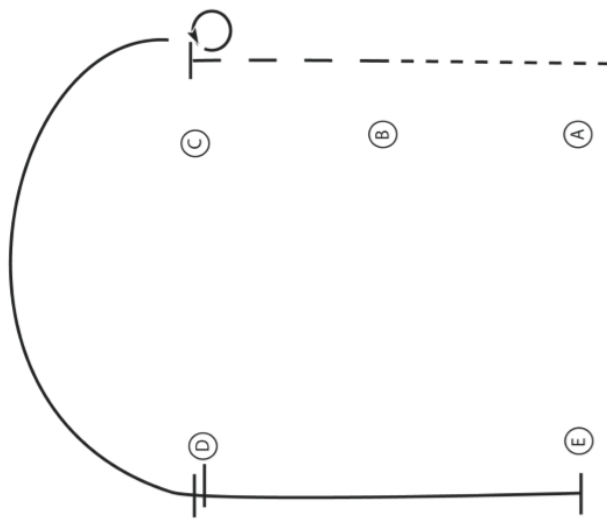
AQHA 3/4 3400 Rookie Horsemanship



1. Im Schritt von A nach B.
2. Bei B Rechtsgalopp nach C
3. Galoppwechsel bei C und im Linksgalopp um C herum.
4. Stop bei C.
5. Eine 180 Grad Drehung nach rechts ausführen.
6. Verstärkter Trab um C herum.
7. Stop bei D und 4 Tritte rückwärts richten.

NOTE: The drawn description of this pattern is only intended for the general depictions of the pattern. Contestants should utilize the arena space to best exhibit their horses.

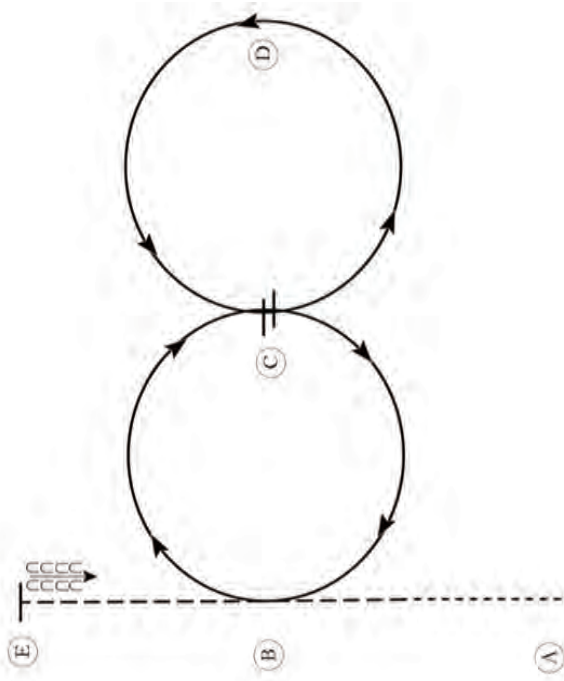
AQHA 3/4 4400 Youth Horsemanship
 AQHA 3/4 3400 Novice Amateur Horsemanship



1. Jog A to B.
2. At B extend the jog to C.
3. At C stop and perform a 360 turn on the hindquarters.
4. Lope on the left lead in a half circle around C and D.
5. At D perform a lead change and continue to E.
6. Stop at E.

NOTE: The drawn description of this pattern is only intended for the general depictions of the pattern. Contestants should utilize the arena space to best exhibit their horses.

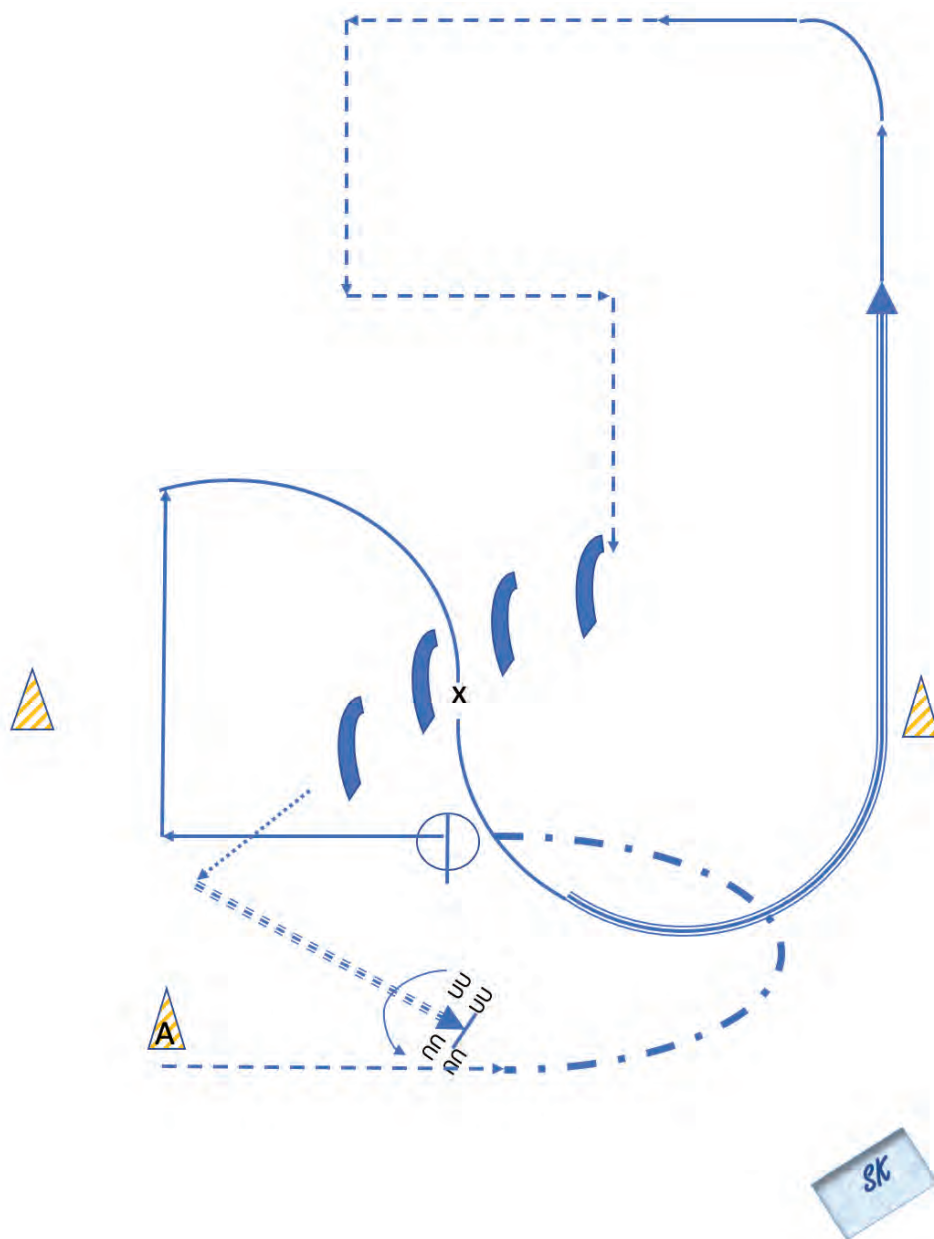
AQHA 3/4 2400 Amateur Horsemanship



- Be ready at A.
1. Walk halfway to B.
 2. Jog to B.
 3. Lope a half circle on the right lead towards C.
 4. Perform a flying lead change at C.
 5. Lope a circle on the left lead.
 6. Upon returning to C, perform a second flying lead change.
 7. Lope on the right lead to B.
 8. Break to the jog at B.
 9. Jog to E.
 - 10 Stop at E and back approximately one horse length.

NOTE: The drawn description of this pattern is only intended for the general depictions of the pattern. Contestants should utilize the arena space to best exhibit their horses.

VWB Bavarian Golden Series
Horseshmanship Final

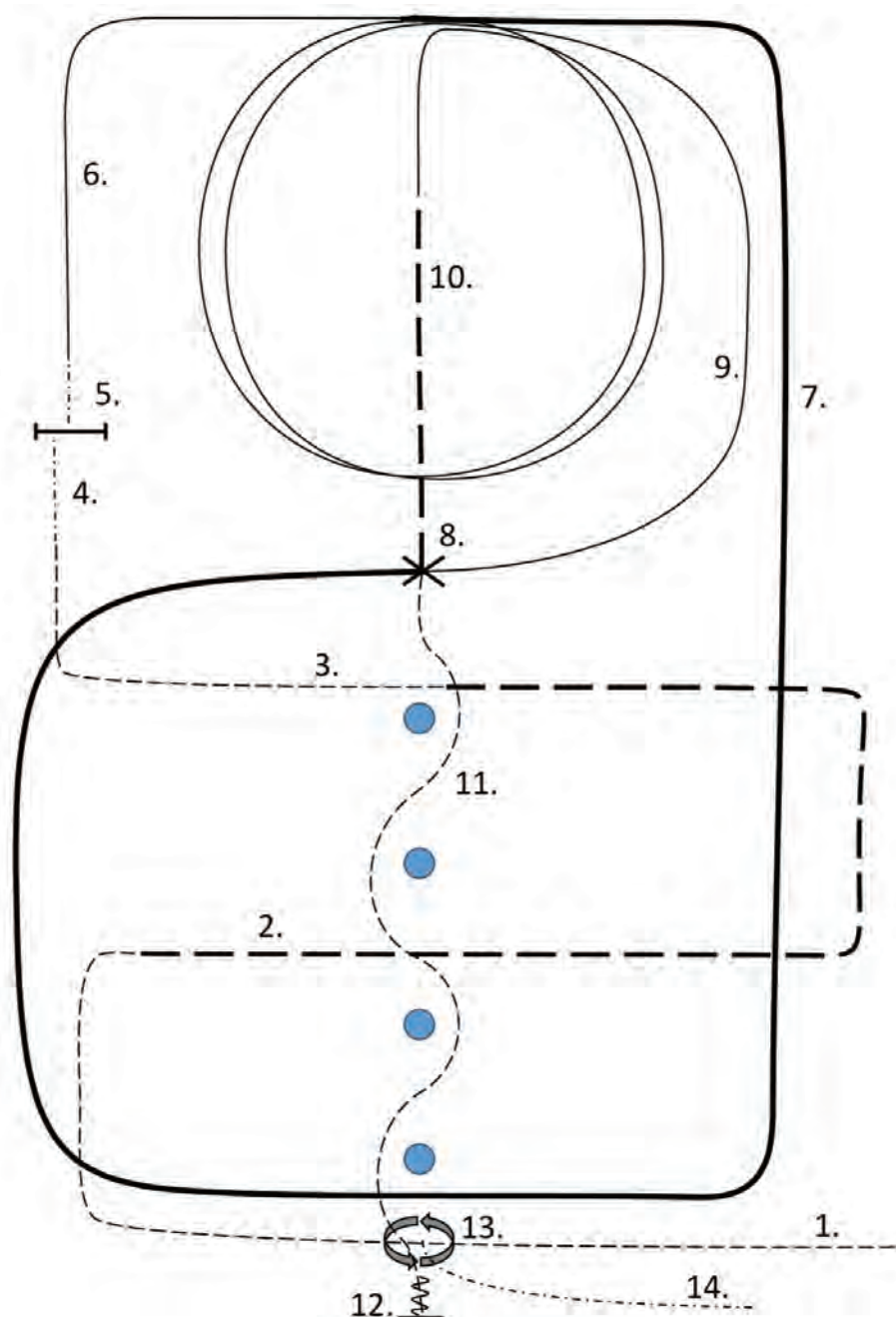


Be ready at marker A

1. Jog and drop your stirrups after 2 strides
 2. Show extended jog
 3. Stop and perform 360° turns to the left and to the right
 4. Pick up lope right lead and show a square corner; pick up your stirrups
 5. Show a ¼ circle and change leads
 6. After some strides at the collected lope on the left lead show extended lope, collect the lope again before the corner
 7. Transition to jog, perform square corners
 8. Show leg yield to the right
 9. Walk then show extended walk
 10. Stop and back up as shown
- Your pattern is completed
Exit at the walk or jog

Note: When performing a leg-yield, the horse should move forward and lateral in a diagonal direction with the horse's body arced opposite to the direction that the horse is moving. Do not show two track.. This is a different maneuver!

VWB Bavarian Golden Series
Ranch Riding Final



- | | |
|----------------------------------|--|
| 1. trot | 8. change leads |
| 2. ext. trot | 9. lope left lead - lope circle |
| 3. trot | 10. ext. trot |
| 4. walk | 11. trot serpentine |
| 5. Gate + walk | 12. stop + back |
| 6. lope right lead - lope circle | 13. turn 360° both ways (either direction first) |
| 7. ext. lope | 14. walk |

Die VWB - Bayerns größter Westernreitverein

Die Vereinigung der Westernreiter in Bayern e.V. wurde am 20.06.1982 gegründet. Heute - 37 Jahre später - ist mit über 1400 Mitgliedern aus der anfänglich kleinen Interessengemeinschaft der größte bayerische rasseoffene Westernreitverein geworden.

Es gibt viele Gründe bei uns Mitglied zu werden:

Günstige Kurse

Die VWB veranstaltet jährlich eine große Anzahl von Kursen, die von Profitrainern aus dem In- und Ausland abgehalten werden. Das Angebot umfasst sowohl Einsteiger- als auch Fortgeschrittenen-Kurse. Neben den allgemeinen Grundlagenkursen werden auch Spezialkurse für verschiedene Turnierdisziplinen angeboten.

Turniere jeder Größenordnung

Die VWB veranstaltet jährlich drei große Turniere, die mit teilweise 300-400 Pferden europaweit zu den bestbesuchten Westernturnieren zählen. Neben den großen Turnieren unterstützen wir Mitglieder, die kleinere Turniere organisieren, so dass den VWB-Mitgliedern eine breite Palette von jährlich 10-15 Turnieren zur Verfügung steht, an denen sie teilnehmen können.

Rasseoffen

In VWB-Klassen und auf VWB-Veranstaltungen kann jedes Pferd starten, wir sind offen für alle Rassen und auch für Pferde ohne Abstammungsnachweis.

Jugendarbeit

Kostengünstige Kurse und das sog. JuTu bilden die Grundlage unseres Jugendprogramms. Das JuTu ist unser Jugendturnier bei dem nur jugendliche Turnierneulinge starten dürfen. Auf den großen Turnieren werden die Jugendklassen in Einsteiger (Novice Jugend) und fortgeschrittene Jugendklassen unterteilt, so dass jeder Jugendliche entsprechend seinem Leistungsniveau reiten kann. Darüber hinaus bezuschusst die VWB die Turnierboxen der Jugendlichen mit je 50 Euro pro Kat I -Turnier.

Quarter Horse Journal inklusive

Unsere Vollmitglieder erhalten monatlich neueste Informationen über das Westernreiten durch unsere Mitgliederzeitschrift ‚Quarter Horse Journal‘. Das QH-Journal beschäftigt sich neben der aktuellen Sportberichterstattung mit allen Themen rund ums Western- und Freizeitreiten, Zucht, Haltung und Lifestyle.

www.westernreiten-online.de

Darüber hinaus bietet die VWB auf ihrer Internetseite (www.westernreiten-online.de) aktuelle Informationen über Turniere, Kurse und andere News.

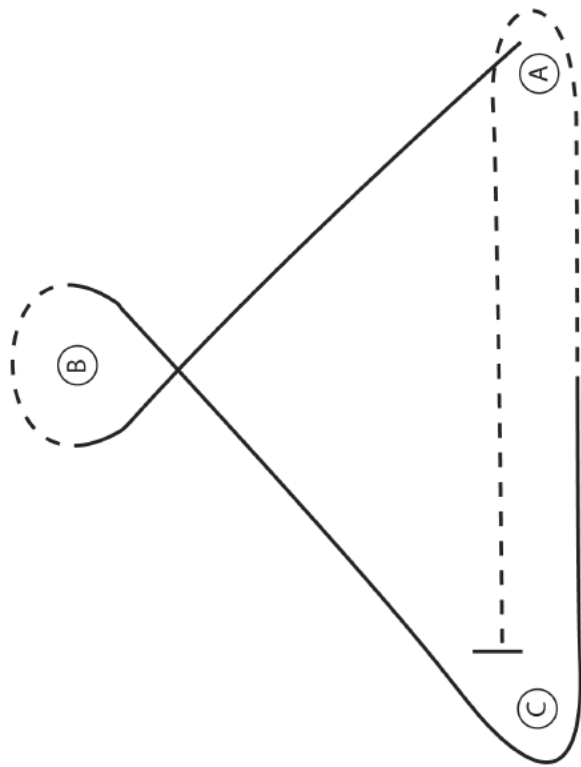
Weitere Infos und Anträge gibt's bei der VWB-Geschäftsstelle

Sonja Hahn, Reitler Weg 2, 84326 Taufkirchen

Tel: 08727-910340, Fax: 08727-910341, e-mail: office@westernreiten-online.de



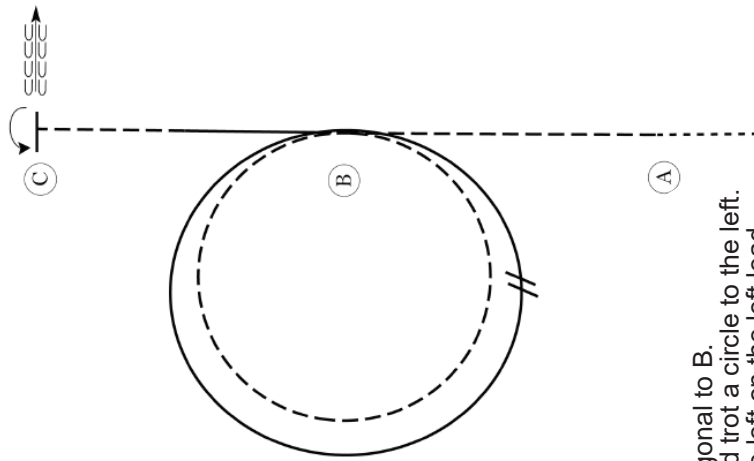
AQHA 1/2 3520 Novice Amateur Hunt Seat Equitation



1. Canter on the right lead A to B.
2. At B posting trot around B.
3. At B canter on the left lead to and around C and continue towards A.
4. Halfway to A posting trot on the right diagonal to and around A and continue towards C.
5. Halfway to C sit the trot.
6. Stop at C.

NOTE: The drawn description of this pattern is only intended for the general depictions of the pattern. Contestants should utilize the arena space to best exhibit their horses.

AQHA 1/2 2528 Select Amateur Hunt Seat Equitation
AQHA 1/2 2520 Amateur Hunt Seat Equitation

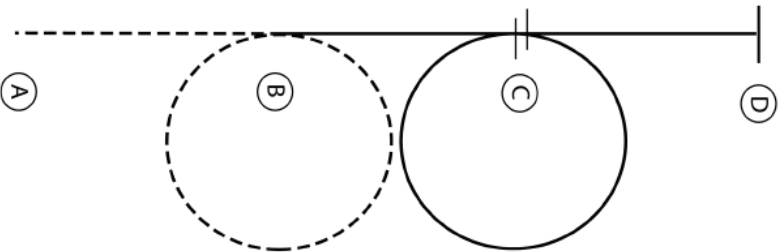


Be ready before A.

1. Walk to A.
 2. Posting trot on the left diagonal to B.
 3. Change diagonals at B and trot a circle to the left.
 4. Canter 3/4 of a circle to the left on the left lead.
 5. When at the bottom of the circle, perform a simple lead change.
 6. Canter on the right lead to close the circle and continue on the right lead until half way to C.
 7. Sitting trot to C.
 8. Stop at C; perform a 90 degree turn to the left on the fore-hand.
 9. Back approximately one horse length.
- Exit at a sitting trot.

NOTE: The drawn description of this pattern is only intended for the general depictions of the pattern. Contestants should utilize the arena space to best exhibit their horses.

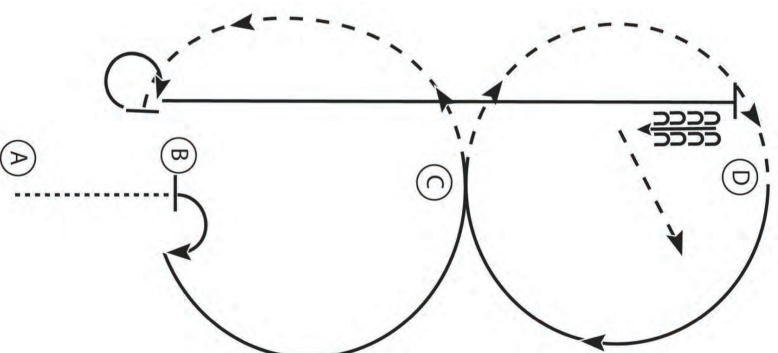
AQHA 3/4 4520 Youth Hunt Seat Equitation
 AQHA 3/4 3520 Novice Amateur Hunt Seat Equitation



1. Sitting trot A to B.
2. At B posting trot circle to the right around B on the left diagonal.
3. At B canter on the right lead to and in a circle around C.
4. At C perform a simple lead change and continue to D.
5. Stop at D.

NOTE: The drawn description of this pattern is only intended for the general depictions of the pattern. Contestants should utilize the arena space to best exhibit their horses.

AQHA 3/4 2520 Amateur Hunt Seat Equitation



1. Walk A to B.
2. At B stop and perform a 90 degree turn to the right.
3. Canter on the left lead in a half circle to C.
4. At C posting trot in a half circle to D on the left diagonal.
5. At D counter canter on the left lead in a half circle to C,
6. At C posting trot a half circle to before B on the right diagonal.
7. Before B stop and perform a 270 degree turn to the right.
8. Hand gallop to D.
9. At D stop and back 4 steps.
10. Sitting trot to exit.

NOTE: The drawn description of this pattern is only intended for the general depictions of the pattern. Contestants should utilize the arena space to best exhibit their horses.