

5. – 10. Juli 2022

# Bavarian Summer

auf Gut Matheshof in Kreuth

## Show

3.000 Euro

Jungpferde-Cup

NSBA European Championship

4-fach AQHA-Show

NRHA (USA)-Show



Golden Series Finale

50.000 Euro Preisgeld


65.000 Euro Gesamtpreisgeld

Nähere Infos unter

[www.westernreiten-online.de](http://www.westernreiten-online.de)

Veranstalter: Vereinigung der Westernreiter in Bayern e.V.





# **PATTERNBOOK**

## **Bavarian Summer Show**

**5.-10. Juli**

Bavarian Golden Series Finals

NRHA (USA)-Show

VWB Kat I-Show

4-fach AQHA-Show


**Aktuelle Show-Infos unter [westernreiten-online.de](http://westernreiten-online.de)**

AMERICAN  
QUARTER  
**HORSE**  
ASSOCIATION

**NRHA**



# Patternübersicht



## Reining

8347	VWB	Novice Jugend Reining	VWB-Pattern	5
8348	VWB	Jugend Reining	VWB-Pattern	6
9340	VWB	Einsteiger Reining	VWB-Pattern	8
7340	VWB	Amateur Reining	VWB-Pattern	6
6340	VWB	Offen Reining	VWB-Pattern	8
5055	VWB	Bavarian Golden Series Reining	VWB-Pattern	12
1341	AQHA	Open Junior Reining	AQHA-Pattern	13
1342	AQHA	Open Senior Reining	AQHA-Pattern	7
1347	AQHA	Open Green Reining	AQHA-Pattern	15
2340	AQHA	Amateur Reining	AQHA-Pattern	2
3340	AQHA	Novice Amateur Reining	AQHA-Pattern	14
4340	AQHA	Youth Reining	AQHA-Pattern	5
1100	NRHA	Open Trophy	NRHA-Pattern	4
1700	NRHA	Novice Horse Open Level 1	NRHA-Pattern	14
1400	NRHA	Non Pro Trophy	NRHA-Pattern	8
1500	NRHA	Intermediate Non Pro	NRHA-Pattern	11
3100	NRHA	Youth 14-18	NRHA-Pattern	5
3200	NRHA	Youth 0-13	NRHA-Pattern	6

## Western Riding

6360	VWB	Offen Western Riding	VWB-Pattern	1
7360	VWB	Amateur Western Riding	VWB-Pattern	3
9360	VWB	Einsteiger Western Riding	VWB-Pattern	1
5057	VWB	Bavarian Golden Series Western Riding	VWB-Pattern	6
1360	AQHA	Open Western Riding	AQHA-Pattern	9
1363	AQHA	Green Western Riding	Green-Pattern	L1-6
2360	AQHA	Amateur Western Riding	AQHA-Pattern	7
3360	AQHA	Novice Amateur Western Riding	AQHA-Pattern	L1-9

## Ranch Riding

6430	VWB	Offen Ranch Riding	AQHA-Pattern	8
7430	VWB	Amateur Ranch Riding	AQHA-Pattern	4
9430	VWB	Einsteiger Ranch Riding	AQHA-Pattern	5
8430	VWB	Jugend Ranch Riding	AQHA-Pattern	6
1430	AQHA	Open Ranch Riding	AQHA-Pattern	12
2430	AQHA	Amateur Ranch Riding	AQHA-Pattern	15
5054	VWB	Bavarian Golden Series Ranch Riding	Seite	20

# Patternübersicht



## Jungpferde

6840	VWB	Jungpferde-Reining	VWB-Pattern	2
6880	VWB	Jungpferde-Trail	VWB-Pattern	2
6890	VWB	Jungpferde-Basis	VWB-Pattern	2

## Western Combination

6600	VWB	Western Combination Open	VWB-Pattern	2
------	-----	--------------------------	-------------	---

## Trail

1381	AQHA	Open Junior Trail	Seite	8
1382	AQHA	Open Senior Trail	Seite	7
1383	AQHA	Green Trail	Seite	6
2380	AQHA	Amateur Trail	Seite	7
2388	AQHA	Amateur Select Trail	Seite	7
3380	AQHA	Novice Amateur Trail	Seite	6
4380	AQHA	Youth Trail	Seite	6
6380	VWB	Offen Trail	Seite	8
6390	VWB	Offen Ranch Trail	Seite	9
6830	VWB	Offen Trail in Hand	Seite	9
7380	VWB	Amateur Trail	Seite	11
7390	VWB	Amateur Ranch Trail	Seite	12
9380	VWB	Einsteiger Trail	Seite	12
8387	VWB	Novice Jugend	Seite	11
8388	VWB	Jugend	Seite	11
5050	VWB	Bavarian Golden Series Trail	Seite	10
5056	VWB	Bavarian Limited Series Trail	Seite	10

## Showmanship

	VWB	alle Showmanship VWB	Seite	14 / 15
	AQHA	alle Showmanship AQHA	Seite	16
6810	VWB	Jungpferde-Cup	Seite	13
5052	VWB	Bavarian Golden Series Showmanship	Seite	13

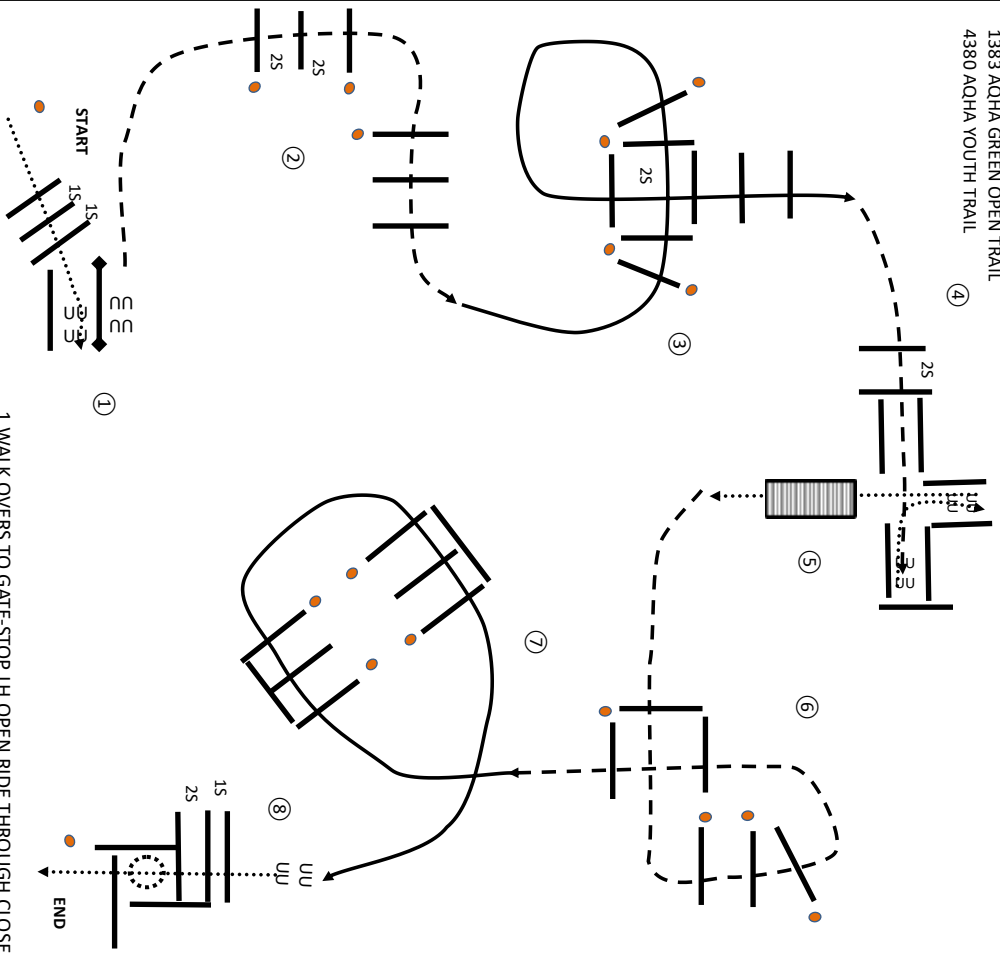
## Horsemanship

	VWB	alle Horsemanship VWB	Seite	17 / 18
	AQHA	alle Horsemanship AQHA	Seite	18 / 19
5053	VWB	Bavarian Golden Series Horsemanship	Seite	20

## Hunt Seat Equitation

	AQHA	alle Hunt Seat Equitation AQHA	Seite	22
--	------	--------------------------------	-------	----

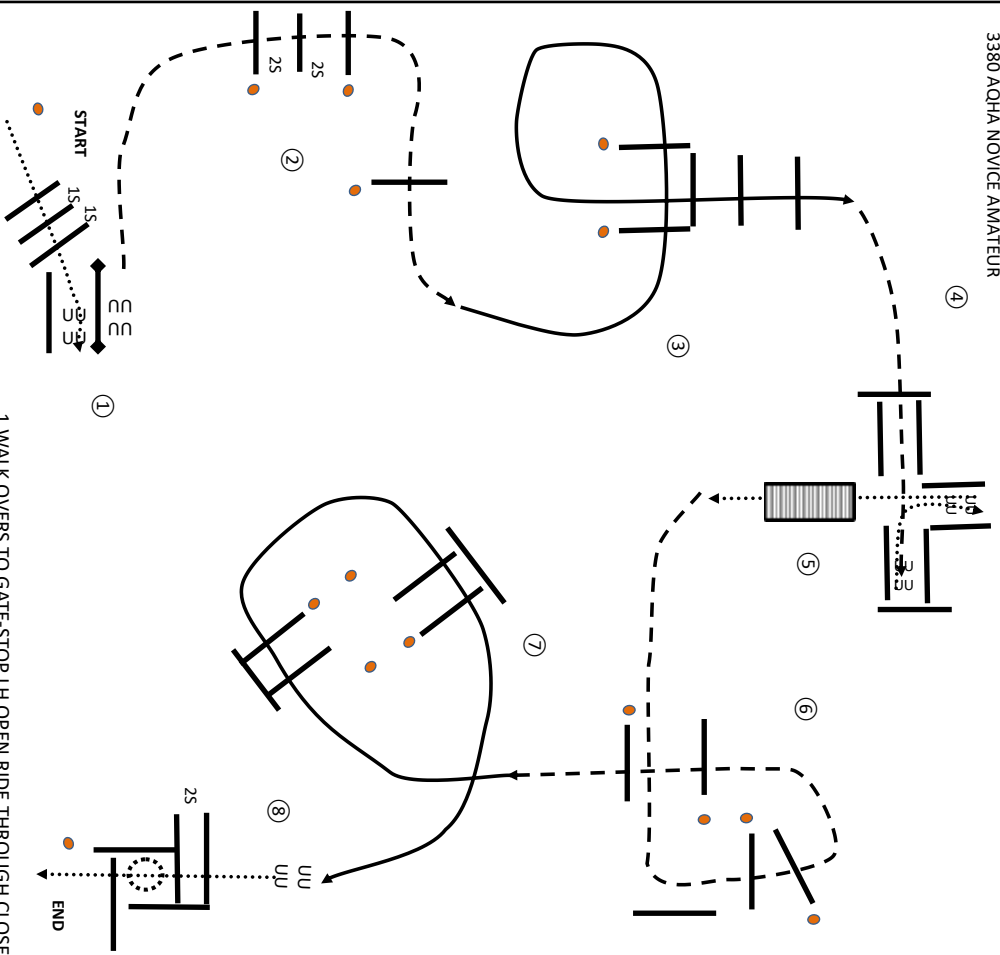
WEDNESDAY 7.6.2022  
1383 AQHA GREEN OPEN TRAIL  
4380 AQHA YOUTH TRAIL



- 1 WALK OVERS TO GATE-STOP LH OPEN RIDE THROUGH CLOSE
  - 2 JOG OVERS
  - 3 LL LOPE OVERS
  - 4 JOG OVERS INTO CHUTE-STOP
  - 5 BACK L INTO CHUTE-WALK OVER BRIDGE
  - 6 JOG OVERS
  - 7 RL LOPE OVERS
  - 8 STOP OR BREAK TO A WALK-WALK OVERS-360 EITHER WAY WALK OVER
- END OF PATTERN

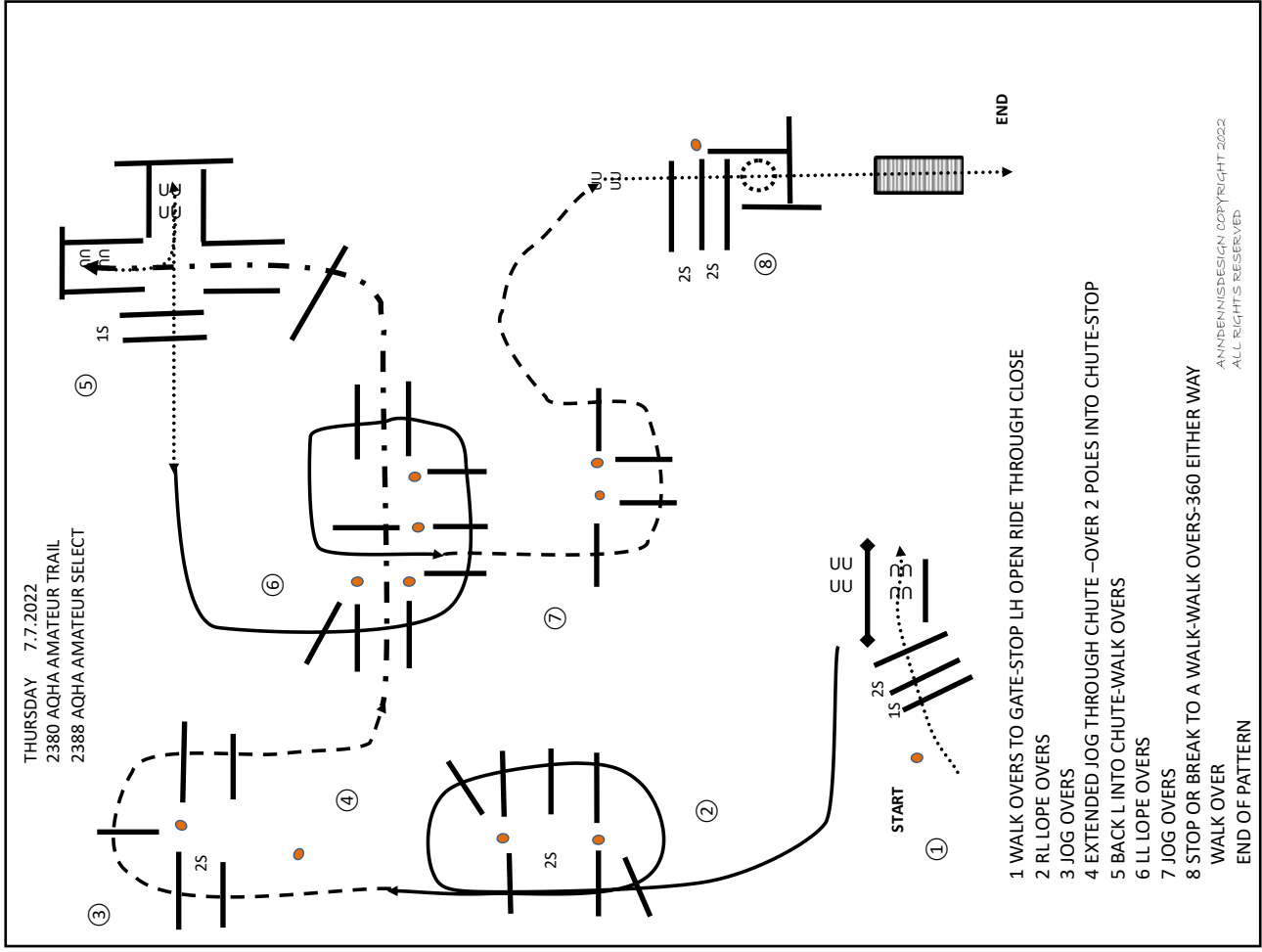
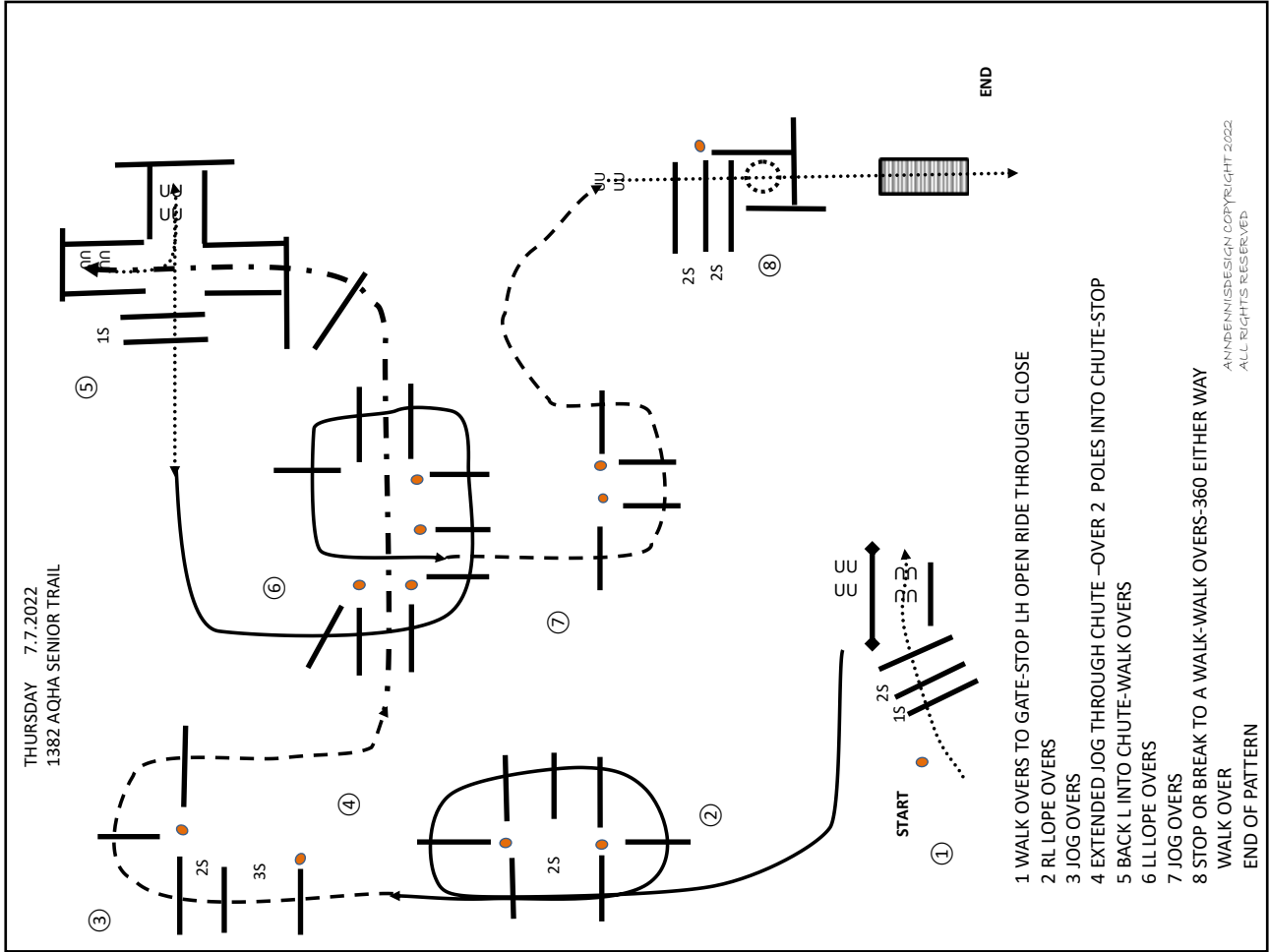
ANNBENNISDESIGN COPYRIGHT 2022  
ALL RIGHTS RESERVED

WEDNESDAY 7.6.2022  
3380 AQHA NOVICE AMATEUR

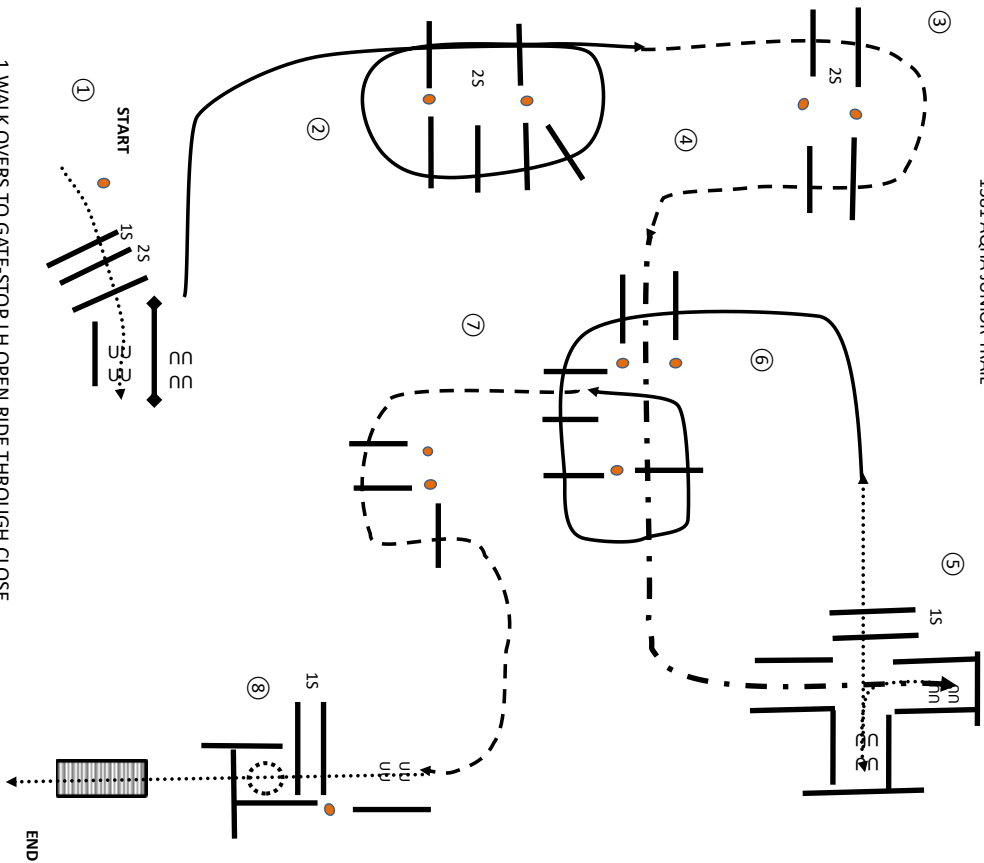


- 1 WALK OVERS TO GATE-STOP LH OPEN RIDE THROUGH CLOSE
  - 2 JOG OVERS
  - 3 LL LOPE OVERS
  - 4 JOG OVERS INTO CHUTE-STOP
  - 5 BACK L INTO CHUTE-WALK OVER BRIDGE
  - 6 JOG OVERS
  - 7 RL LOPE OVERS
  - 8 STOP OR BREAK TO A WALK-WALK OVERS-360 EITHER WAY WALK OVER
- END OF PATTERN

ANNBENNISDESIGN COPYRIGHT 2022  
ALL RIGHTS RESERVED



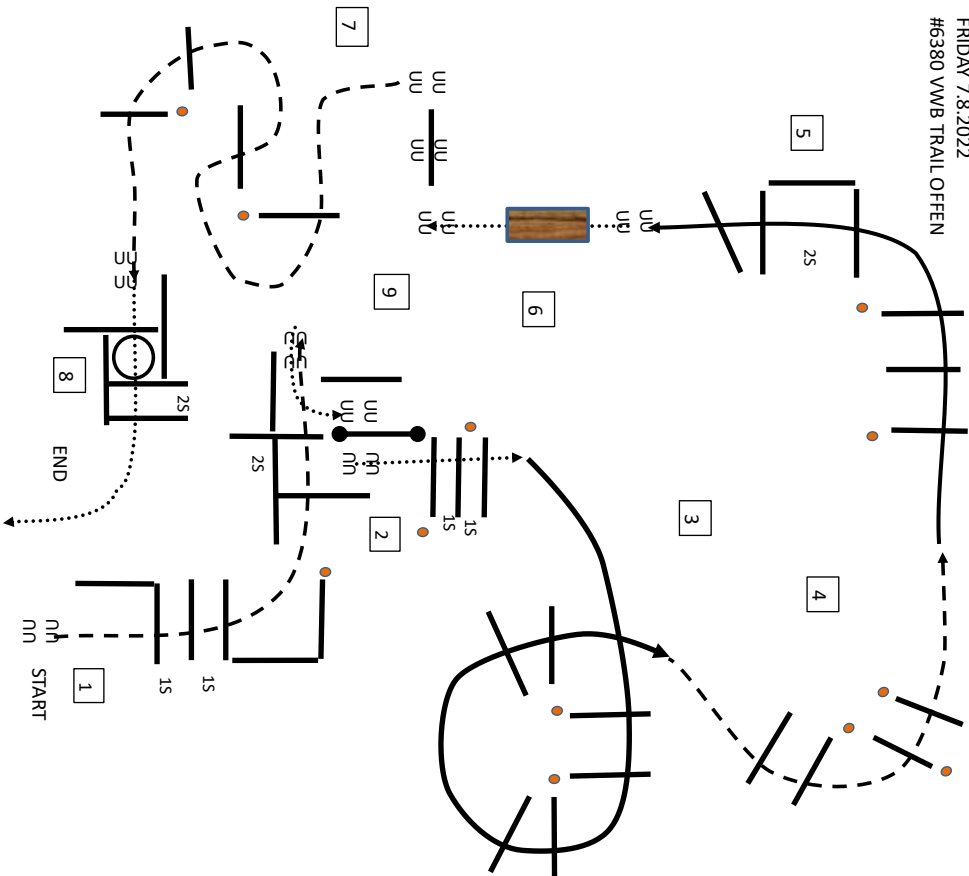
THURSDAY 7.7.2022  
1381 AQHA JUNIOR TRAIL



- 1 WALK OVERS TO GATE-STOP LH OPEN RIDE THROUGH CLOSE
  - 2 RL LOPE OVERS
  - 3 JOG OVERS
  - 4 EXTENDED JOG THROUGH CHUTE –OVER 1 POLE INTO CHUTE-STOP
  - 5 BACK L INTO CHUTE-WALK OVERS
  - 6 LL LOPE OVERS
  - 7 JOG OVERS
  - 8 STOP OR BREAK TO A WALK-WALK OVERS-360 EITHER WAY
- WALK OVER  
END OF PATTERN

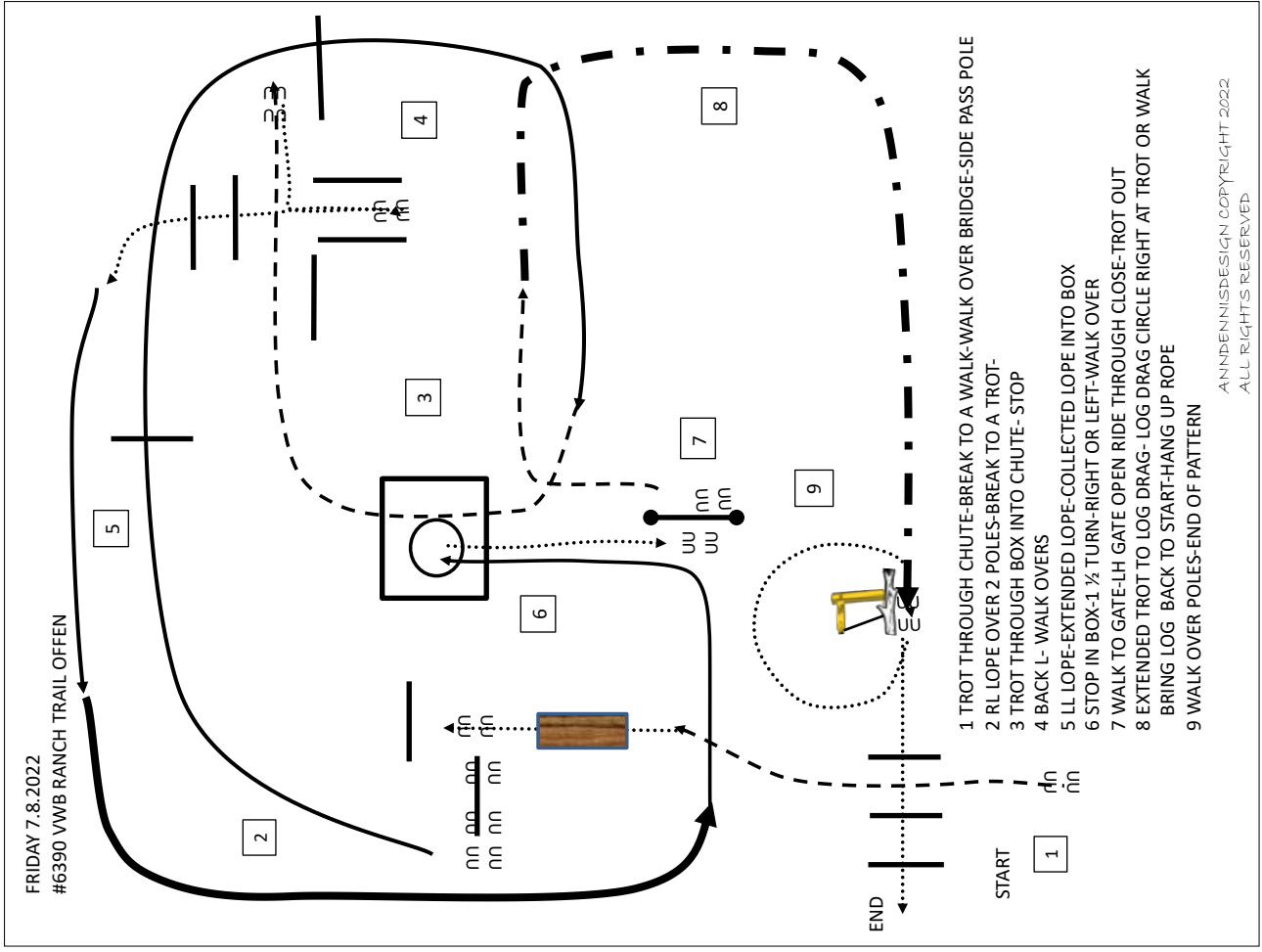
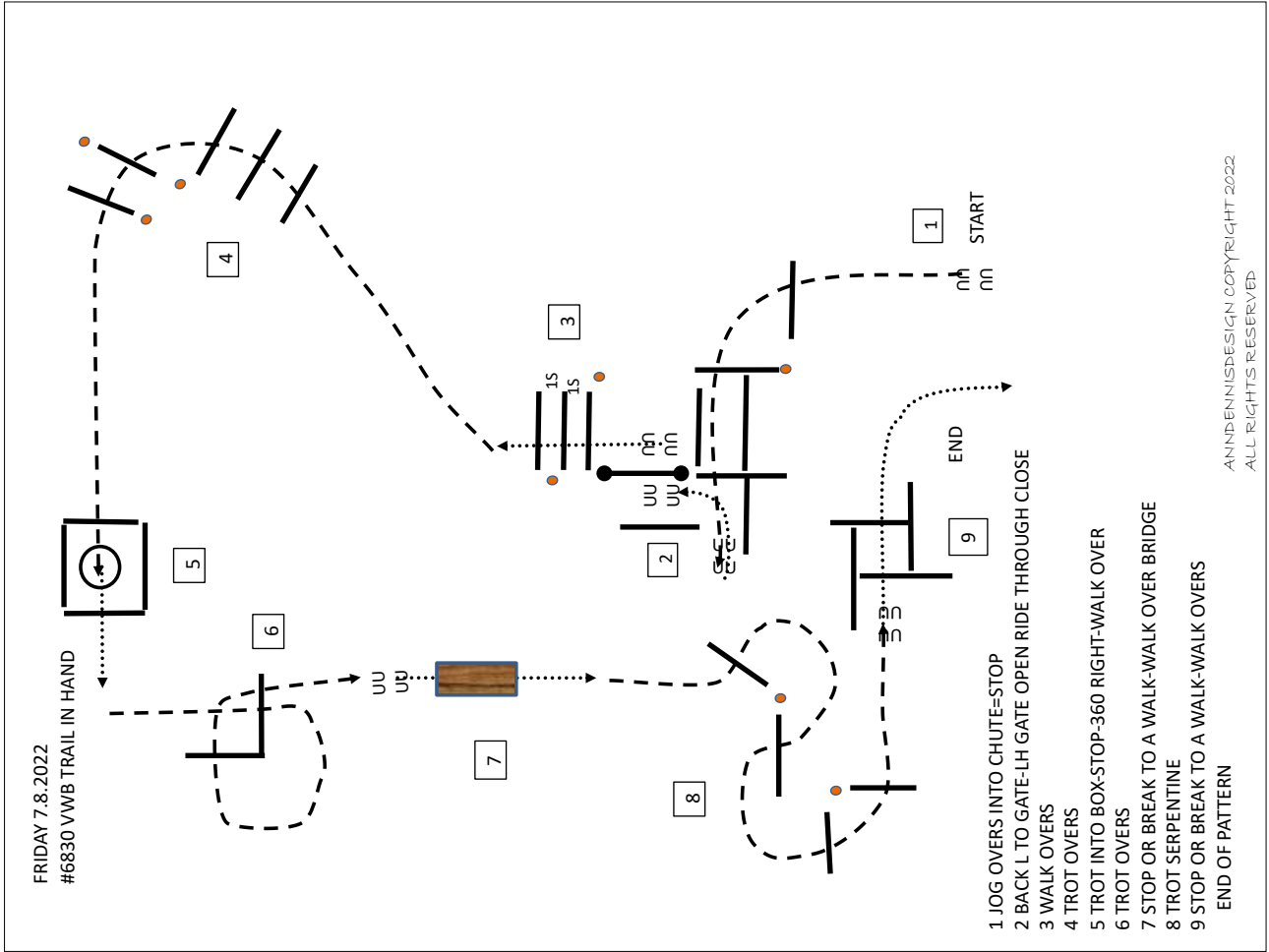
ANNDENNISDESIGN COPYRIGHT 2022  
ALL RIGHTS RESERVED

FRIDAY 7.8.2022  
#6380 VWB TRAIL OFFEN



- 1 JOG OVERS INTO CHUTE=STOP
  - 2 BACK L TO GATE-LH GATE OPEN RIDE THROUGH CLOSE-WALK OVERS
  - 3 RL LOPE OVERS
  - 4 JOG OVERS
  - 5 LL LOPE OVERS
  - 6 STOP OR BREAK TO A WALK-BRIDGE-SIDEPASS POLE
  - 7 SERPENTINE JOG OVERS
  - 8 STOP OR BREAK TO A WALK-WALK IN BOX 360 EITHER WAY-WALK OVERS
- END OF PATTERN

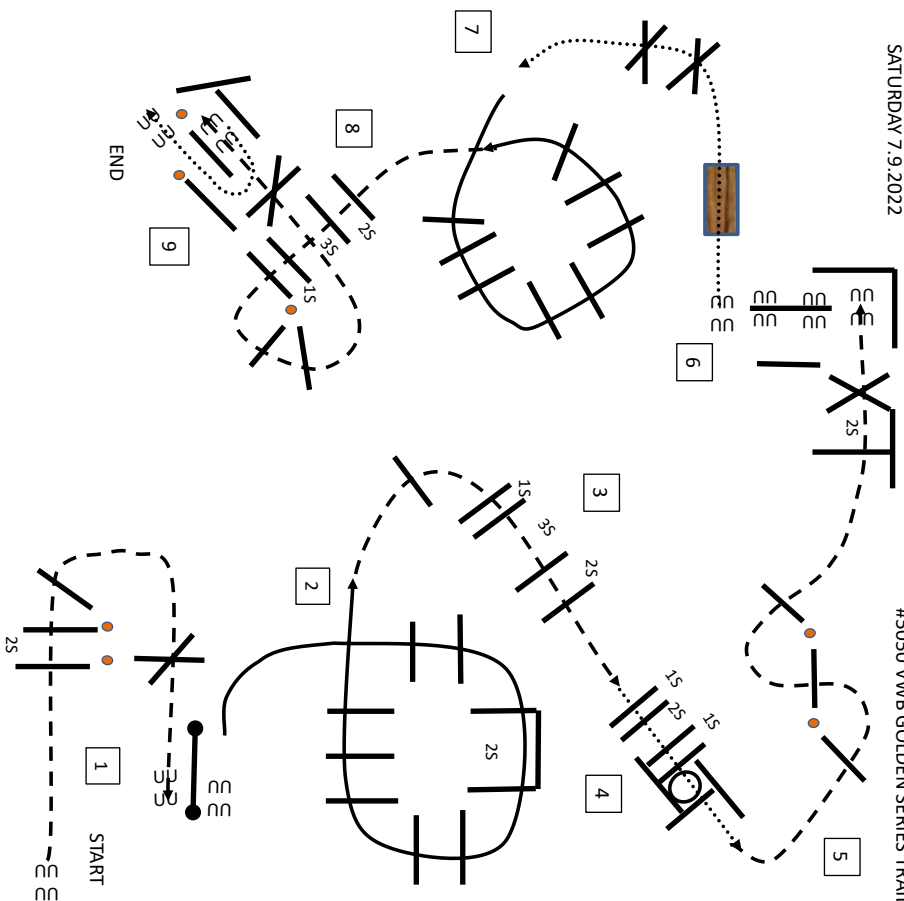
ANNDENNISDESIGN COPYRIGHT 2022  
ALL RIGHTS RESERVED





SATURDAY 7.9.2022

#5050 VWB GOLDEN SERIES TRAIL

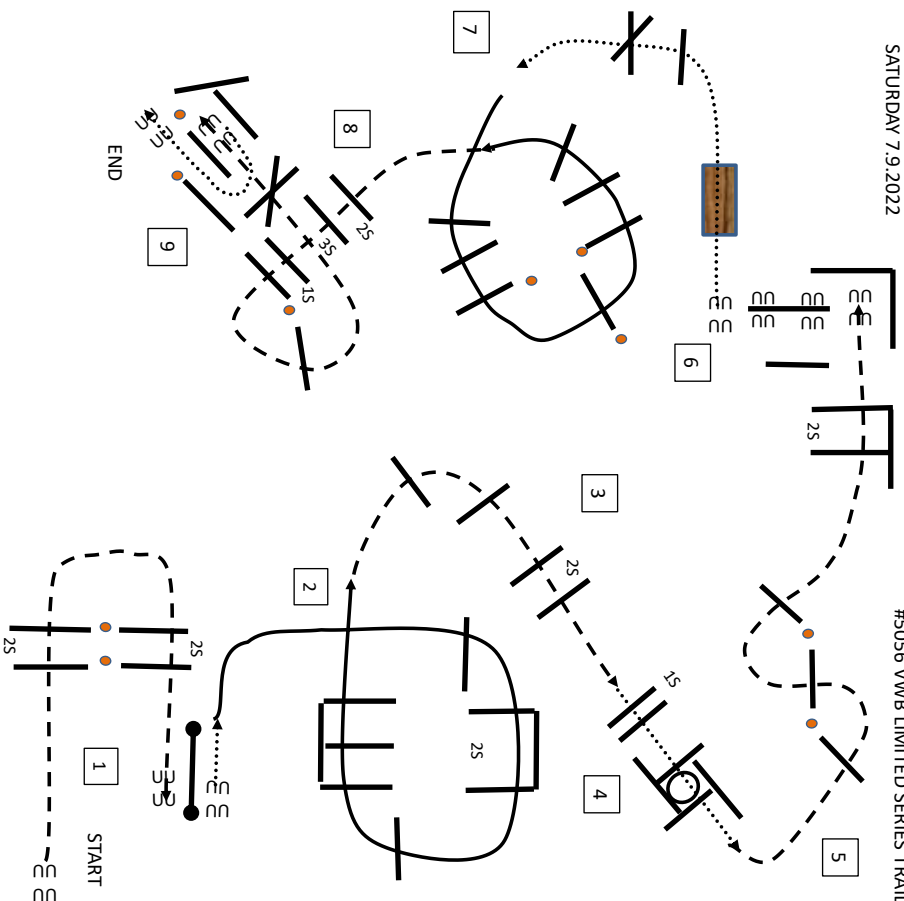


- 1 JOG OVERS TO GATE-STOP-LH OPEN GATE WALK OVER POLE-CLOSE GATE
- 2 RL LOPE OVERS
- 3 JOG OVERS -STOP OR BREAK TO A WALK
- 4 WALK OVERS-360 EITHER WAY-WALK OVER
- 5 JOG SERPENTINE-JOG OVERS INTO CHUTE-STOP
- 6 SIDE PASS POLE -WALK OVER BRIDGE-WALK OVER 2 X WALK OVERS
- 7 LL LOPE OVERS
- 8 JOG OVERS
- 9 JOG OVER X INTO CHUTE STOP-BACK U INTO CHUTE -BACK OUT PAST MARKER TO END PATTERN

ANNDENNISDESIGN COPYRIGHT 2022  
ALL RIGHTS RESERVED

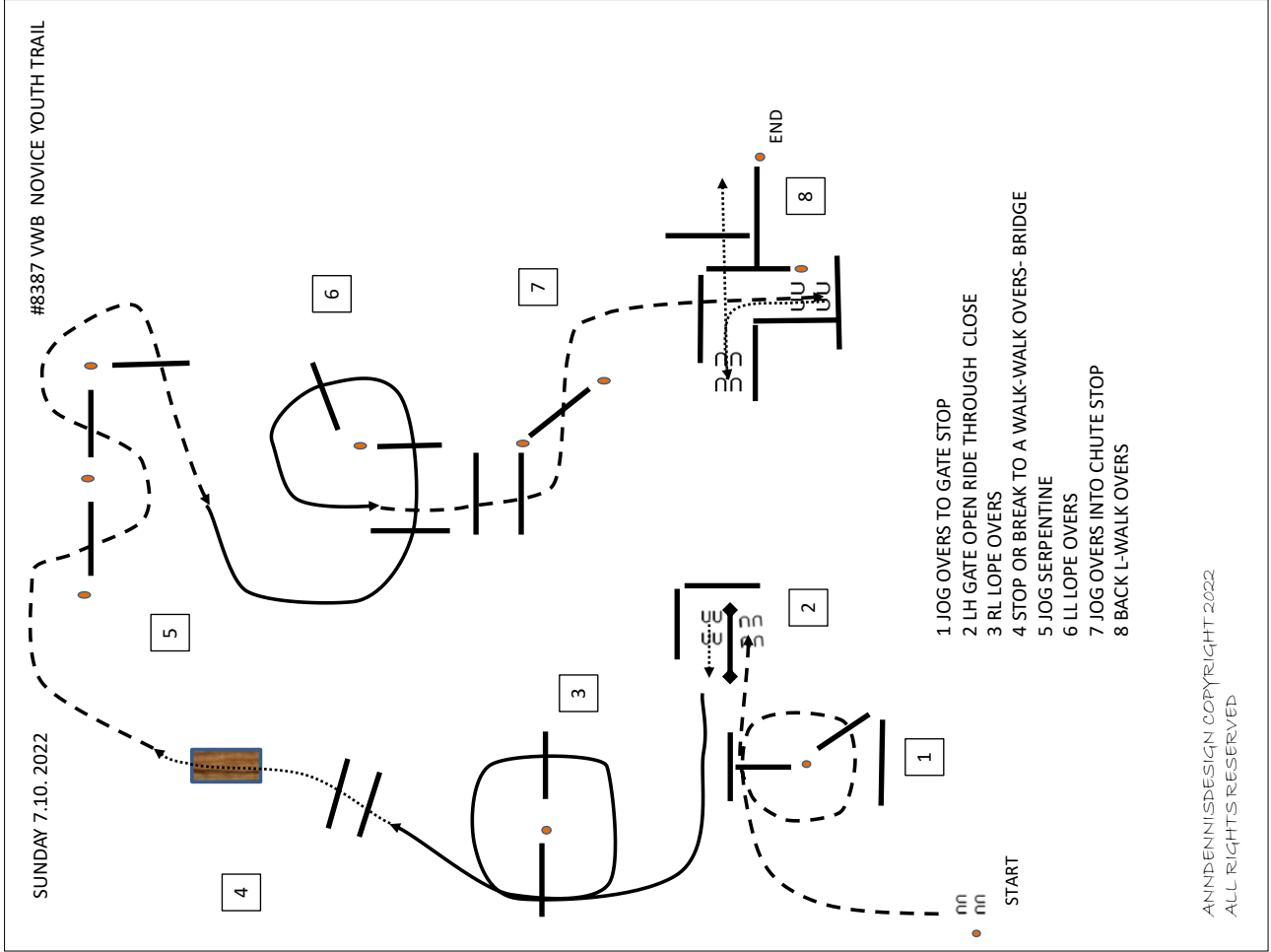
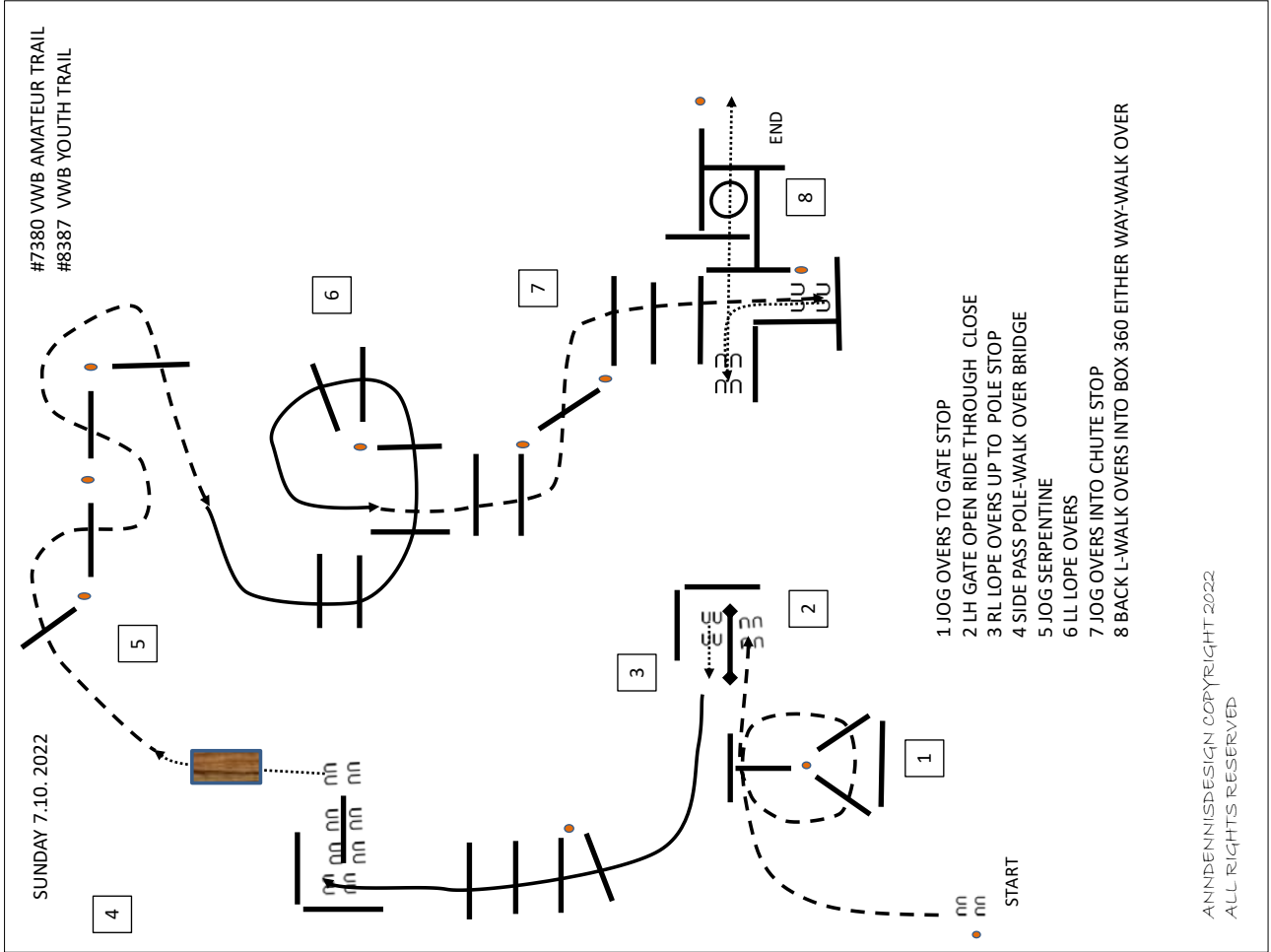
SATURDAY 7.9.2022

#5056 VWB LIMITED SERIES TRAIL



- 1 JOG OVERS TO GATE-STOP-LH OPEN GATE WALK OVER POLE-CLOSE GATE
- 2 WALK A FEW STEPS PICK UP RL LOPE OVERS
- 3 JOG OVERS -STOP OR BREAK TO A WALK
- 4 WALK OVERS-360 EITHER WAY-WALK OVER
- 5 JOG SERPENTINE-JOG OVERS INTO CHUTE-STOP
- 6 SIDE PASS POLE -WALK OVER BRIDGE- WALK OVERS
- 7 LL LOPE OVERS
- 8 JOG OVERS
- 9 JOG OVER X INTO CHUTE STOP-BACK U INTO CHUTE -BACK OUT PAST MARKER TO END PATTERN

ANNDENNISDESIGN COPYRIGHT 2022  
ALL RIGHTS RESERVED



SUNDAY 7.10. 2022

#9380 VWB EINSTEIGER TRAIL

1 JOG OVER TO GATE STOP  
 2 LH GATE OPEN RIDE THROUGH CLOSE  
 3 RL LOPE OVER  
 4 STOP OR BREAK TO A WALK-WALK OVER BRIDGE  
 5 JOG SERPENTINE  
 6 LL LOPE OVERS  
 7 JOG OVERS INTO CHUTE STOP  
 8 BACK L-WALK OVER

ANNDENNISDESIGN COPYRIGHT 2022  
 ALL RIGHTS RESERVED

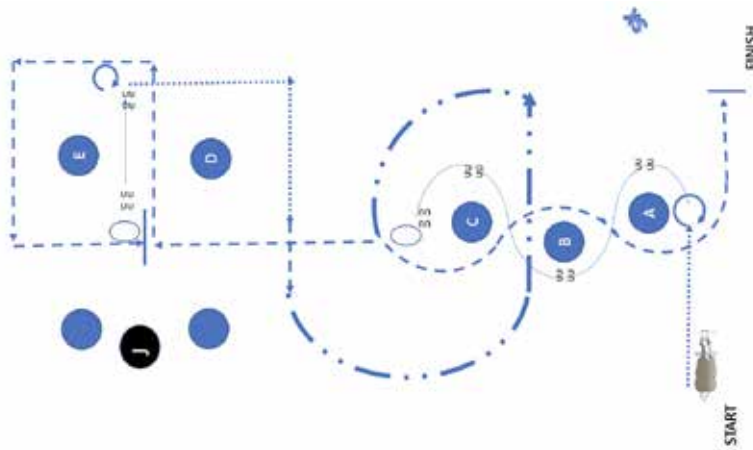
SUNDAY 7.10. 2022

#7390 VWB RANCH TRAIL AMATEUR

1 TROT OVER POLE-EXTENDED TROT TO LOG DRAG  
 2 STOP-DRAG LOG RIGHT CIRCLE AT WALK OR TROT-DRAG LOG TO START-WALK OVERS  
 3 RL LOPE OVERS TO GATE STOP-LH GATE OPEN RIDE THROUGH CLOSE  
 4 TROT CIRCLE OVER POLE UP TO SIDEPASS POLE STOP  
 5 SIDEPASS POLE WALK OVER BRIDGE  
 6 TROT OVERS  
 7 LL LOPE -BREAK TO A TROT-TROT INTO BOX STOP  
 8 360 EITHER WAY-BACK OUT-WALK OVER POLE OUT CHUTE  
 9

ANNDENNISDESIGN COPYRIGHT 2022  
 ALL RIGHTS RESERVED

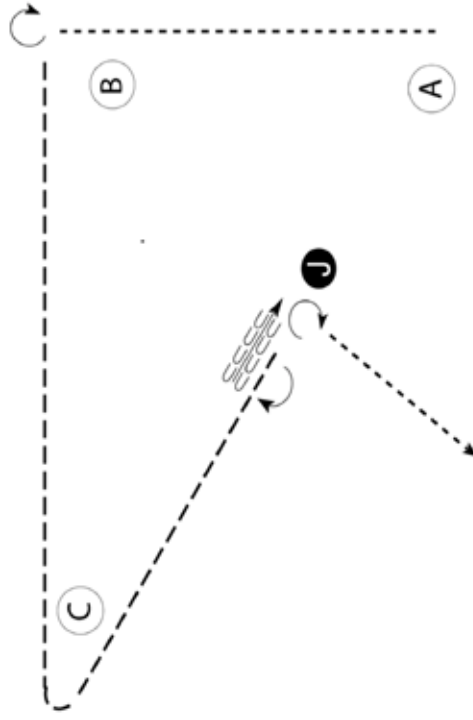
### 5052 Bavarian Golden Series Showmanship



Be ready inside the show pen, when acknowledged

1. Walk to marker A, turn 180°
2. Back through plants/markers as shown
3. Perform a 1 3/4 turn
4. Trot down the center line and then show 4 square corners
5. Stop and turn 1 1/4 turn
6. Set up
7. Inspection
8. Back between E/D
9. 270° turn
10. Walk 2 square corners
11. When coming to the center line trot and build up to an extended trot as drawn
12. Trot serpentine and stop

### 6810 Showmanship VWB-Jungferde-Cup

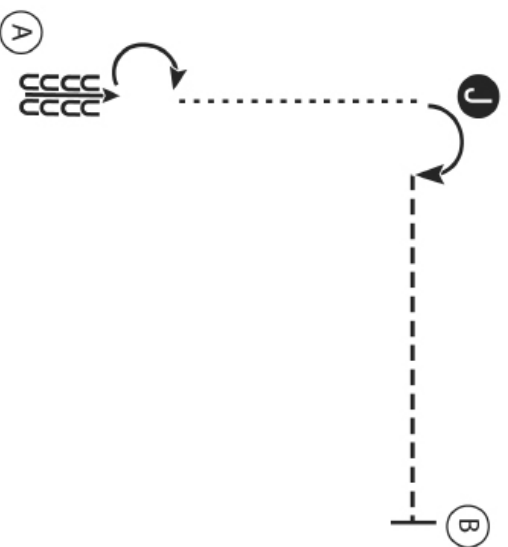


Be ready at A.

1. Walk to and past B.
2. Turn 270 degrees.
3. Trot to and around C.
4. When 2 horse length from the judge, stop.
5. Turn 180 degrees.
6. Back to the judge and set up for inspection,
7. When dismissed, turn 270 degrees and exit at a walk.

NOTE: The drawn description of this pattern is only intended for the general depictions of the pattern. Contestants should utilize the arena space to best exhibit their horses.

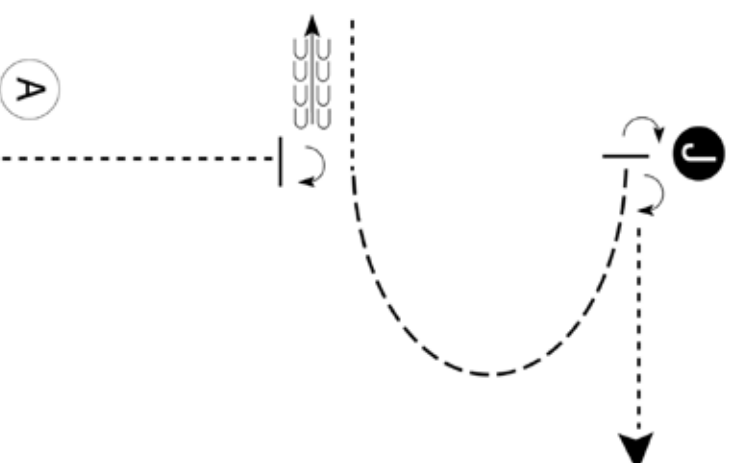
### VWB 8127 Novice Jugend Showmanship



1. Back 4 steps at A
2. Perform a 180 degree turn
3. Walk to the judge and set up for inspection
4. When dismissed perform a 90 degree turn and trot to B
5. Stop at B

NOTE: The drawn description of this pattern is only intended for the general depictions of the pattern. Contestants should utilize the arena space to best exhibit their horses.

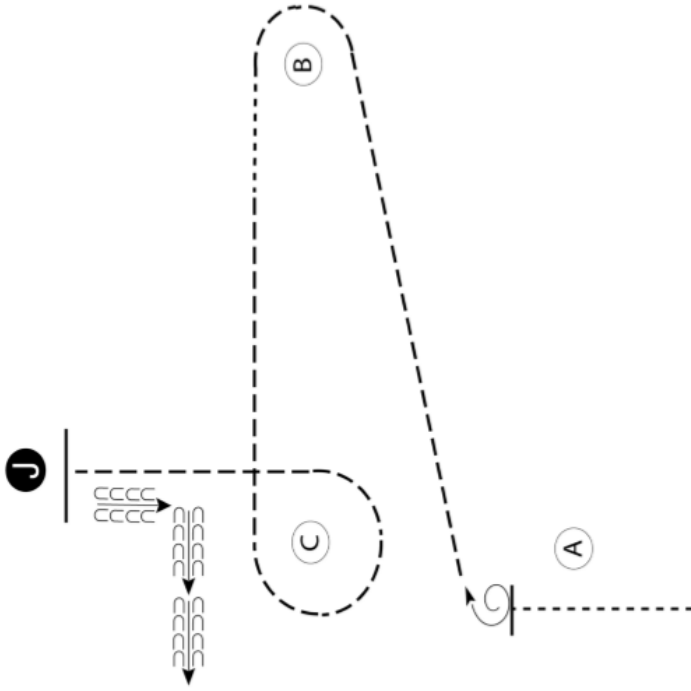
### VWB 8128 Jugend Showmanship VWB 9120 Einsteiger Showmanship



- Be ready at A
1. When acknowledged, walk half way to Judge.
  2. Stop and perform a 1/4 turn.
  3. Back approximately one horse length.
  4. Walk until even with Judge.
  5. Trot in a half circle until even with Judge.
  6. Perform a 1/4 turn, stop and set up for inspection.
  7. When dismissed, perform a 1/4 turn and walk straight away from Judge.

NOTE: The drawn description of this pattern is only intended for the general depictions of the pattern. Contestants should utilize the arena space to best exhibit their horses.

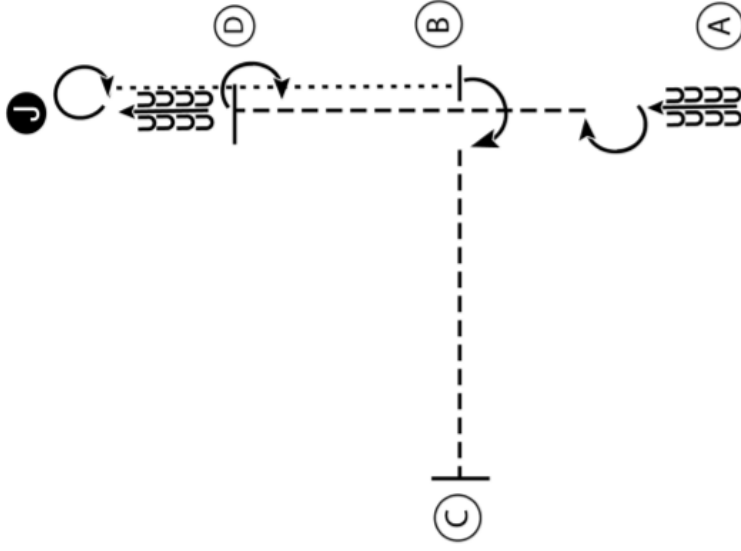
### VWB 7120 Amateur Showmanship



1. Begin before A. Walk past A and stop.
2. Perform a 405 degree turn.
3. Trot around B. At B walk 6 steps.
4. Trot to and around C to the Judge.
5. Stop and set up for inspection.
6. When dismissed back a corner and follow instructions of ring steward.

NOTE: The drawn description of this pattern is only intended for the general depictions of the pattern. Contestants should utilize the arena space to best exhibit their horses.

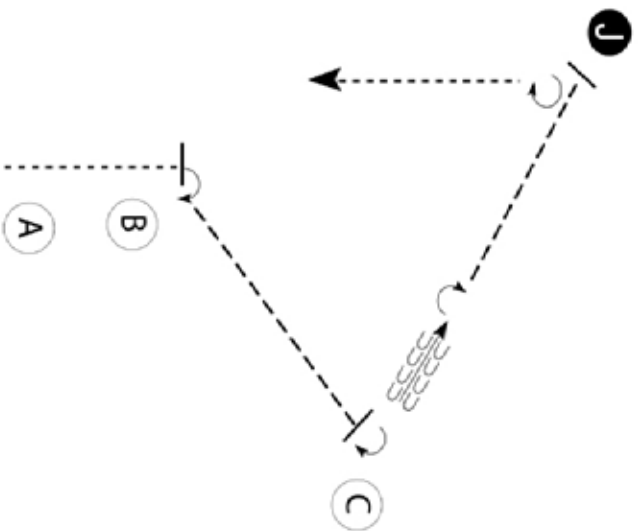
### VWB 6120 Offen Showmanship



1. Begin facing away from the Judge. Back four steps.
2. Perform a 180 degree turn.
3. Trot to D. Perform a 180 degree turn.
4. Back to the Judge. Stop and set up for inspection.
5. When dismissed perform a 360 degree turn.
6. Walk to B. Stop and perform a 90 degree turn.
7. Trot to C, stop and wait for instructions from the ring steward.

NOTE: The drawn description of this pattern is only intended for the general depictions of the pattern. Contestants should utilize the arena space to best exhibit their horses.

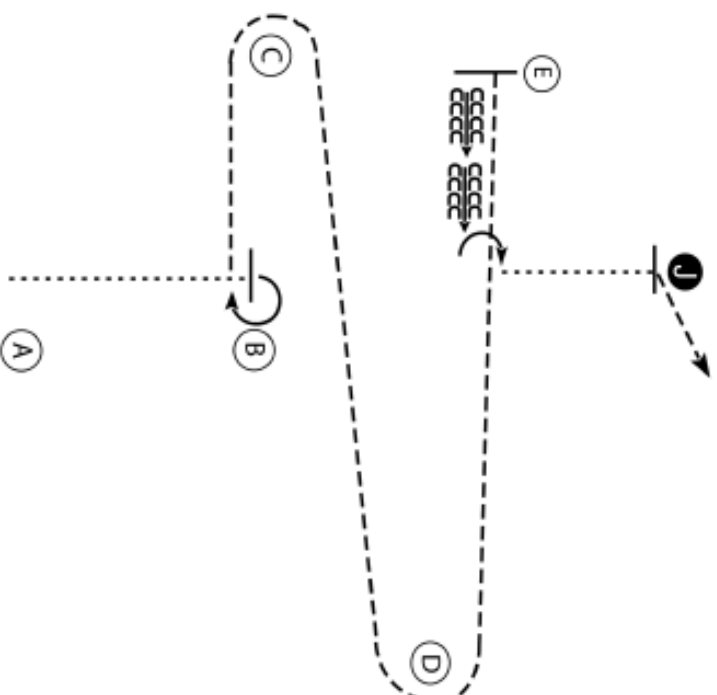
AQHA 4120 Youth Showmanship  
AQHA 3120 Novice Amateur Showmanship



- Be ready at A.
1. Walk to B.
  2. Stop and pivot to the right.
  3. Trot to C.
  4. Perform a 90 degree turn.
  5. Back approximately one horse length.
  6. Perform a 180 degree turn.
  7. Trot to judge.
  8. Stop and set up for inspection.
  9. When dismissed, perform a 225 degree turn.
  10. Walk straight away from judge.

NOTE: The drawn description of this pattern is only intended for the general depictions of the pattern. Contestants should utilize the arena space to best exhibit their horses.

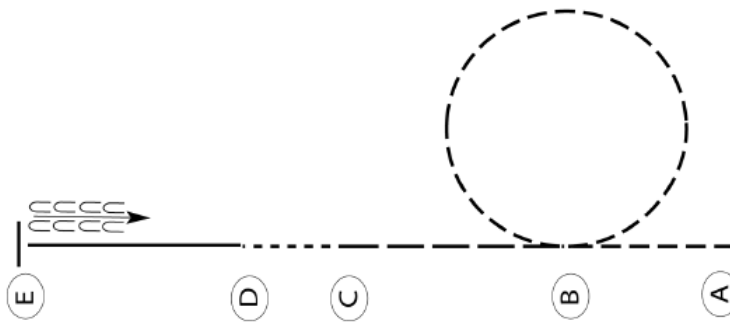
AQHA 2120 Amateur Showmanship



1. Walk from A to B.
2. Stop at B. Perform a 270 degree turn.
3. Trot around C and D to E. Stop at E.
4. Back 5 steps. Perform a 90 degree turn.
5. Walk to the Judge and set up for inspection.
6. When dismissed trot to the line-up.

NOTE: The drawn description of this pattern is only intended for the general depictions of the pattern. Contestants should utilize the arena space to best exhibit their horses.

VWB 8407 Novice Jugend Horsemanship

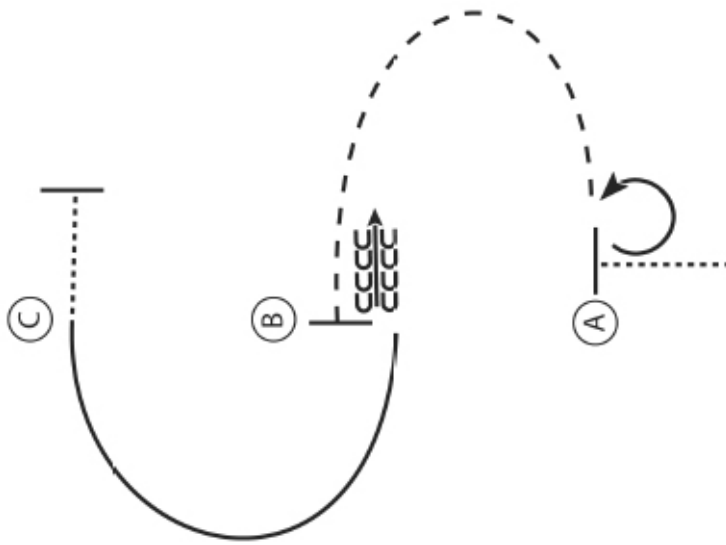


Be ready at A.

1. Jog from A to B.
2. Jog a circle to the right at B.
3. Extend the jog to C.
4. Walk from C to D.
5. Lope on the right lead to E.
6. Stop at E and back one horse length.

NOTE: The drawn description of this pattern is only intended for the general depictions of the pattern. Contestants should utilize the arena space to best exhibit their horses.

VWB 8408 Jugend Horsemanship  
9400 VWB Einsteiger Horsemanship

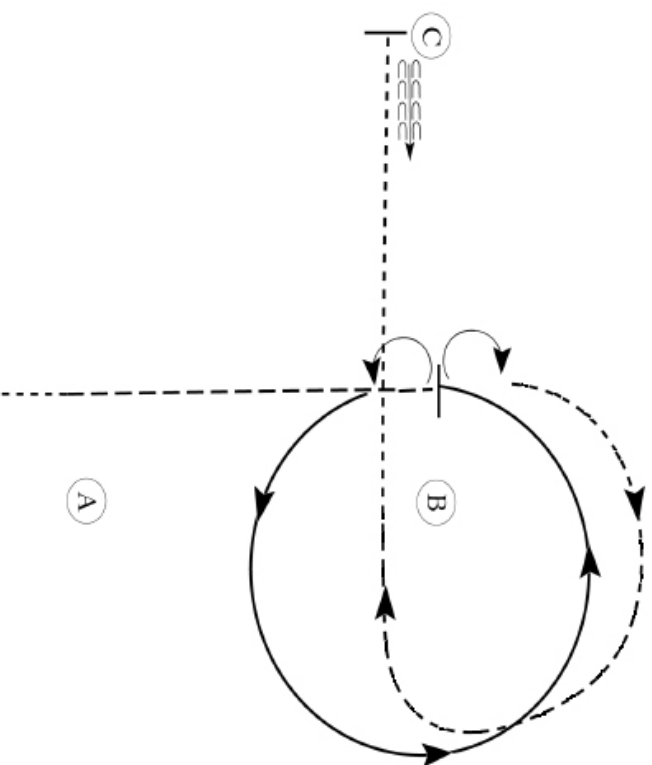


1. Walk to A.
2. Stop at A and perform a 270 degree turn to the left.
3. Jog a half circle to B.
4. Stop at B and back 3 steps.
5. Lope a half circle to C on the right lead.
6. At C walk 5 steps and stop.

NOTE: The drawn description of this pattern is only intended for the general depictions of the pattern. Contestants should utilize the arena space to best exhibit their horses.



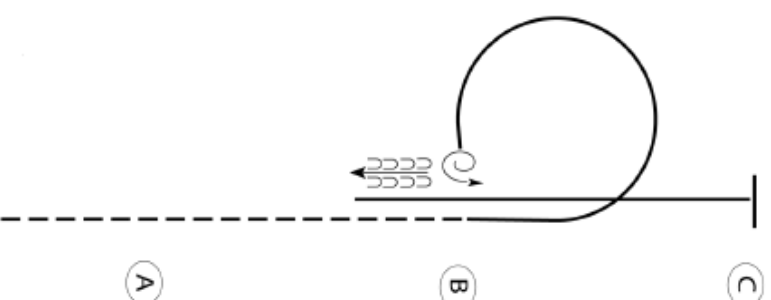
### VWB 7400 Amateur Horsemanship



- Be ready before A.
1. Walk to a.
  2. Jog to B. Stop and turn 180 degrees left.
  3. Lope a circle to the left on the left lead.
  4. Stop at B. Turn 180 degrees to the right.
  5. Perform an extended jog circle to the right.
  6. Slow to the jog at B.
  7. Jog to C.
  8. Stop at C and back approximately one horse length.

NOTE: The drawn description of this pattern is only intended for the general depictions of the pattern. Contestants should utilize the arena space to best exhibit their horses.

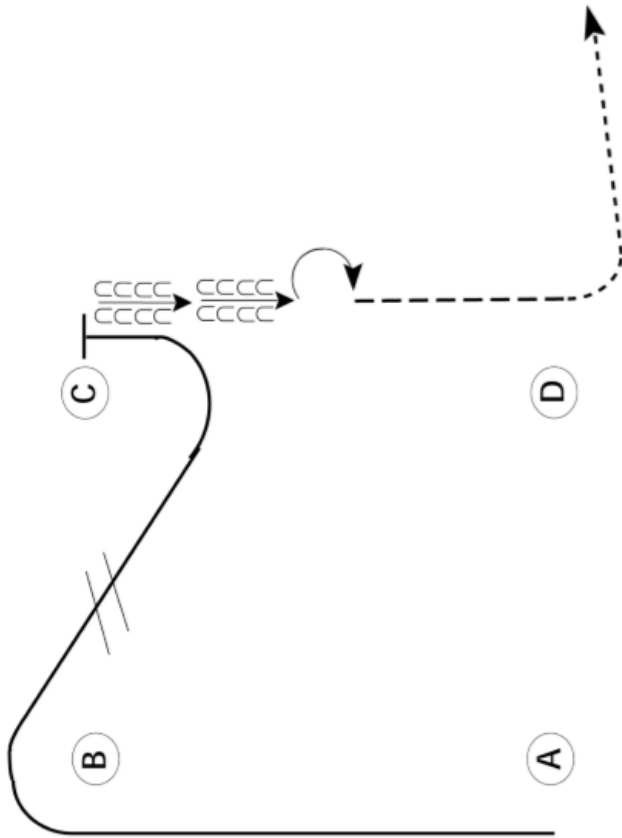
### AQHA 4400 Youth Horsemanship AQHA 3400 Novice Amateur Horsemanship



- Begin before A at a jog.
1. Jog from A to B.
  2. At B, lope on the left lead and circle at B as shown. Stop facing B.
  3. Turn 1/4 turn to the left.
  4. Back one horse length.
  5. Lope on the right lead to c. Stop at C.

NOTE: The drawn description of this pattern is only intended for the general depictions of the pattern. Contestants should utilize the arena space to best exhibit their horses.

### AQHA 2408 Amateur Select Horsemanship

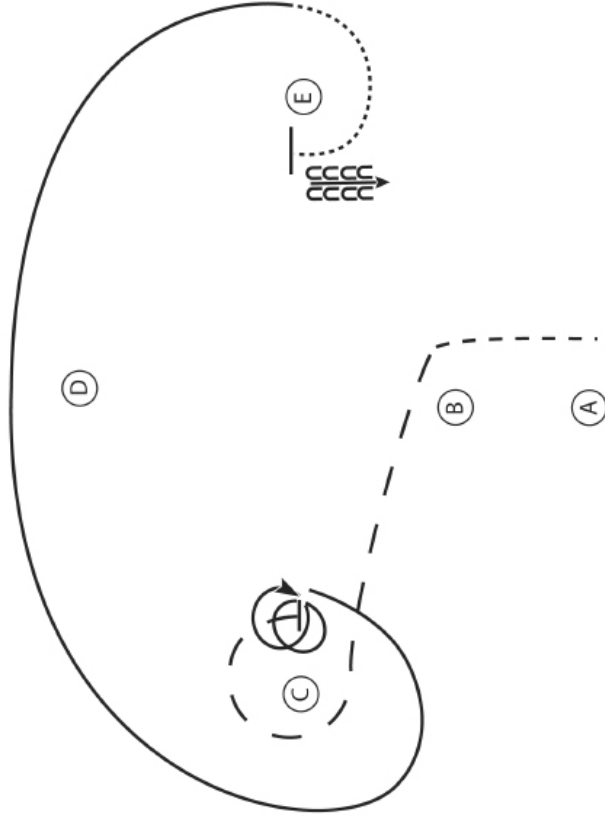


Be ready at A.

1. Lope on the right lead to and around B.
2. Perform a flying lead change halfway between B and C.
3. Lope on the left lead to C.
4. Stop at C.
5. Back approximately one horse length.
6. Turn 180 degrees to the right.
7. Jog to D.
8. Walk at D and turn to the left.

NOTE: The drawn description of this pattern is only intended for the general depictions of the pattern. Contestants should utilize the arena space to best exhibit their horses.

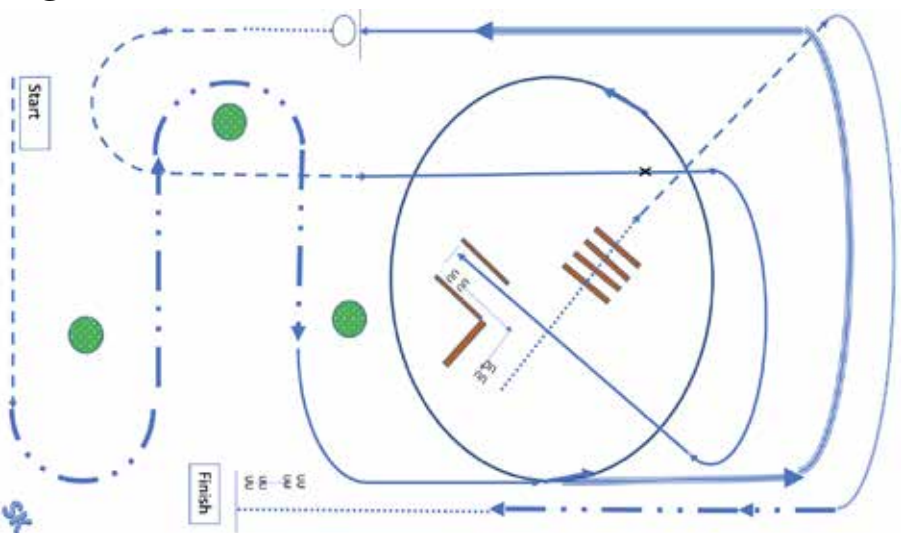
### AQHA 2400 Amateur Horsemanship



1. Im Jog von A nach B.
2. Extended Jog zu und um C herum.
3. Stop bei C und 2 360 Grad Spins nach rechts.
4. Im schnellen Galopp nach D.
5. Bei D langsamer Galopp und weiter nach E.
6. Bei E Schritt, im Schritt einenn Zirkel um E.
7. Bei E Stop und rückwärts richten.

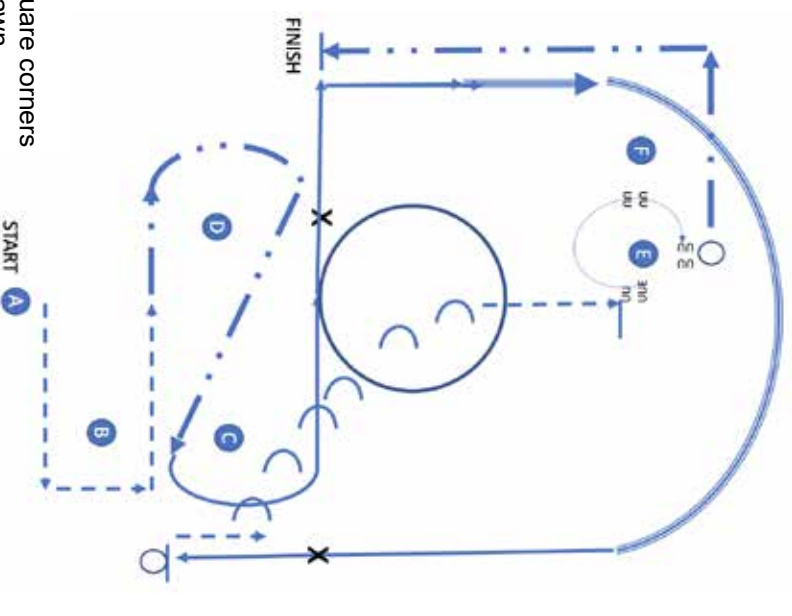
NOTE: The drawn description of this pattern is only intended for the general depictions of the pattern. Contestants should utilize the arena space to best exhibit their horses.

### 5054 Bavarian Golden Series Ranch Riding



1. Trot
2. Extended Trot, serpentine around plants/cones
3. Lope left lead and lope a circle around logs
4. Extended lope, collected lope, stop
5. Turn 360° each direction, either way 1 st (L/R or R/L)
6. Walk
7. Trot around plant/cone
8. Lope left lead, change leads, lope right lead and stop between logs
9. Back through
10. Walk over logs
11. Trot
12. Lope right lead
13. Extended trot
14. Walk
15. Stop and back up

### 5053 Bavarian Golden Series Horsemanship



- Be ready at marker A
1. Jog and show 2 square corners
  2. Extended jog as drawn
  3. Lope left lead lope and lope a small circle to the right in the center of the arena (counter center)
  4. Continue loping and change leads aligned with marker D
  5. Show a square corner
  6. Build up to an extended lope, back to collected lope after the arc, change leads
  7. Stop and 1 1/2 turn to the left
  8. Jog and leg yield towards the center line, continue jog
  9. Stop, drop stirrups and back up as drawn (3/4 of a circle)
  10. Perform a 360° turn to the right
  11. Extended jog, stop and pick up stirrups

## Die VWB - Bayerns größter Westernreitverein

Die Vereinigung der Westernreiter in Bayern e.V. wurde am 20.06.1982 gegründet. Heute - 40 Jahre später - ist mit über 1500 Mitgliedern aus der anfänglich kleinen Interessengemeinschaft der größte bayerische rasseoffene Westernreitverein geworden.

### Es gibt viele Gründe bei uns Mitglied zu werden:

#### Günstige Kurse

Die VWB veranstaltet jährlich eine große Anzahl von Kursen, die von Profitrainern aus dem In- und Ausland abgehalten werden. Das Angebot umfasst sowohl Einsteiger- als auch Fortgeschrittenen-Kurse. Neben den allgemeinen Grundlagenkursen werden auch Spezialkurse für verschiedene Turnierdisziplinen angeboten.

#### Turniere jeder Größenordnung

Die VWB veranstaltet jährlich drei große Turniere, die mit teilweise 300-400 Pferden europaweit zu den bestbesuchten Westernturnieren zählen. Neben den großen Turnieren unterstützen wir Mitglieder, die kleinere Turniere organisieren, so dass den VWB-Mitgliedern eine breite Palette von jährlich 10-15 Turnieren zur Verfügung steht, an denen sie teilnehmen können.

#### Rasseoffen

In VWB-Klassen und auf VWB-Veranstaltungen kann jedes Pferd starten, wir sind offen für alle Rassen und auch für Pferde ohne Abstammungsnachweis.

#### Jugendarbeit

Kostengünstige Kurse und das sog. JuTu bilden die Grundlage unseres Jugendprogramms. Das JuTu ist unser Jugendturnier bei dem nur jugendliche Turniereulinge starten dürfen. Auf den großen Turnieren werden die Jugendklassen in Einsteiger (Novice Jugend) und fortgeschrittene Jugendklassen unterteilt, so dass jeder Jugendliche entsprechend seinem Leistungsniveau reiten kann. Darüber hinaus bezuschusst die VWB die Turnierboxen der Jugendlichen mit je 50 Euro pro Kat I -Turnier.

#### Quarter Horse Journal inklusive

Unsere Vollmitglieder erhalten monatlich neueste Informationen über das Westernreiten durch unsere Mitgliederzeitschrift ‚Quarter Horse Journal‘. Das QH-Journal beschäftigt sich neben der aktuellen Sportberichterstattung mit allen Themen rund ums Western- und Freizeitreiten, Zucht, Haltung und Lifestyle.

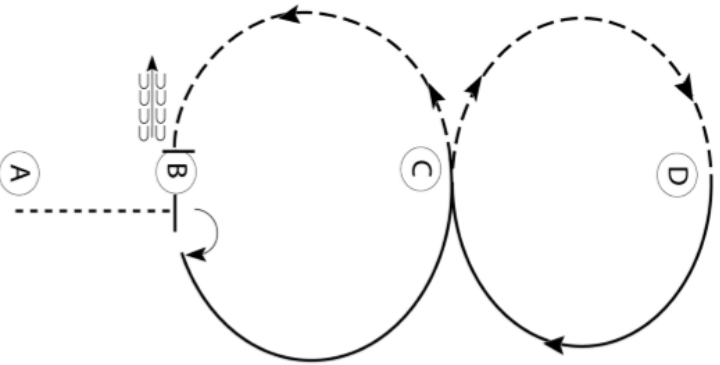
#### [www.westernreiten-online.de](http://www.westernreiten-online.de)

Darüber hinaus bietet die VWB auf ihrer Internetseite ([www.westernreiten-online.de](http://www.westernreiten-online.de)) aktuelle Informationen über Turniere, Kurse und andere News.

Weitere Infos und Anträge gibt's bei der VWB-Geschäftsstelle  
Corrie Fuhr, Einzelhausen 22, 84104 Einzelhausen  
Tel: 08752-2919876, e-mail: [office@westernreiten-online.de](mailto:office@westernreiten-online.de)



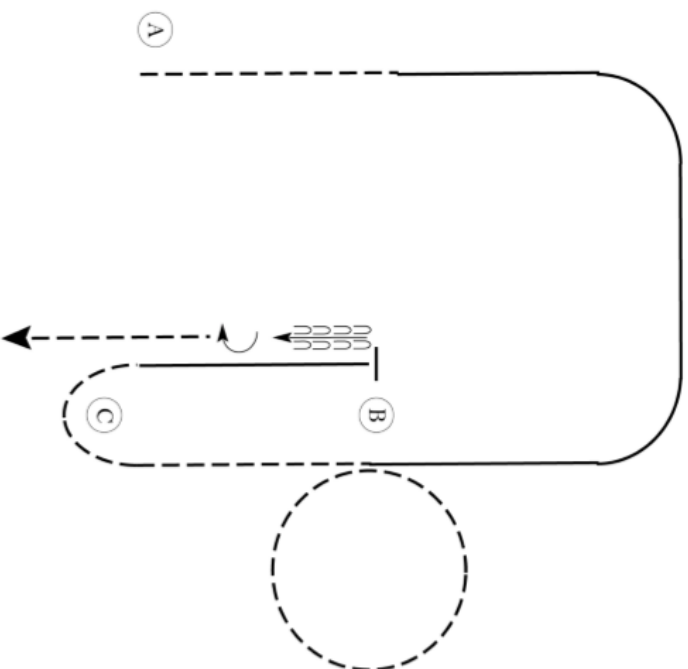
AQHA 3520 Novice Amateur Hunt Seat Equitation  
 AQHA 4520 Youth Hunt Seat Equitation



- Be ready at A.
1. Walk to B.
  2. Stop at B and perform a 90 degree turn to the right on the forehead.
  3. Canter on the left lead to C.
  4. Posting trot from C to D.
  5. Canter on the right lead from D to C.
  6. Posting trot from C to B.
  7. Stop at B and back one horse length.

NOTE: The drawn description of this pattern is only intended for the general depictions of the pattern. Contestants should utilize the arena space to best exhibit their horses.

AQHA 2520 Amateur Hunt Seat Equitation



- Be ready at A.
1. Trot on the left diagonal until even with B.
  2. Canter on the right lead to B.
  3. Trot a circle to the left on the correct diagonal.
  4. Change diagonals and trot to and around C.
  5. Canter left lead to B.
  6. Stop and back approximately one horse length.
  7. Perform a 180 degree turn to the right on the hindquarters and trot to exit.

NOTE: The drawn description of this pattern is only intended for the general depictions of the pattern. Contestants should utilize the arena space to best exhibit their horses.