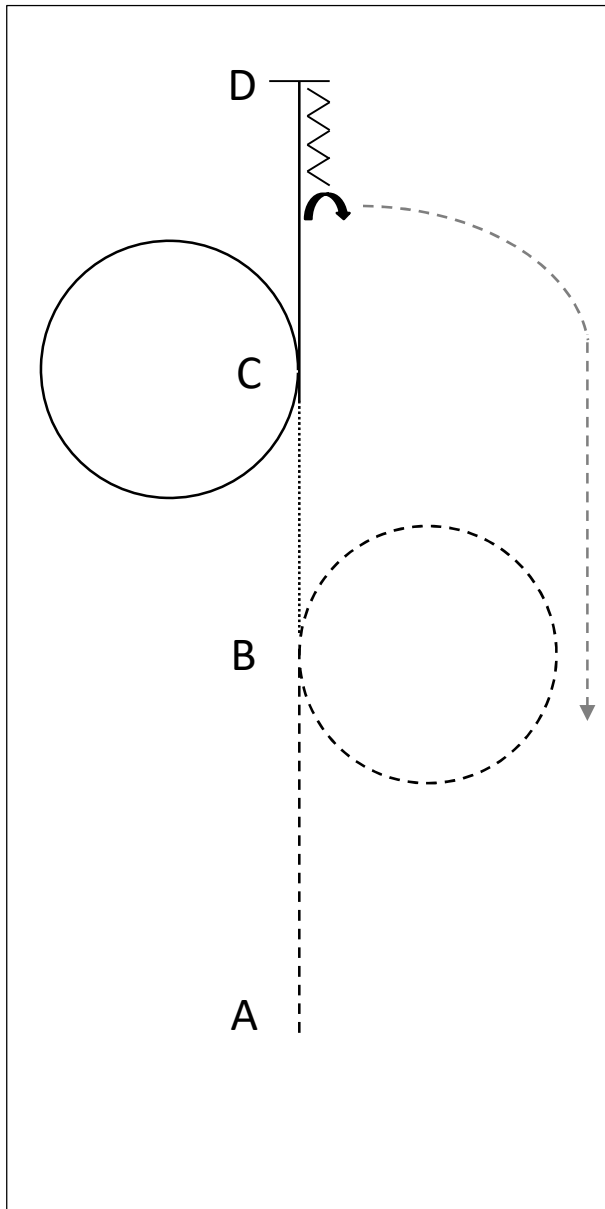


Come And Ride Patternbook 21. September 2025

Reining Jugend	Pattern 5
Reining Einsteiger	Pattern 5
Reining Amateur	Pattern 8
Reining Any Horse Any Rider	Pattern 13
Ranch Riding Jugend	Pattern 10
Ranch Riding Einsteiger	Pattern 10
Ranch Riding Any Horse Any Rider	Pattern 1
Ranch Riding Ranch Cup	Pattern 2



VWB Kat II – Come and Ride
Landau
21.09.2025
Horsemanship Einsteiger / Youth



1. Be ready at A
2. Jog from A to B
3. Jog a right circle at B
4. Walk from B to C
5. Lope a circle at C, left lead
6. Lope from C to D
7. Stop, Backup
8. Turn 90°
9. Jog out

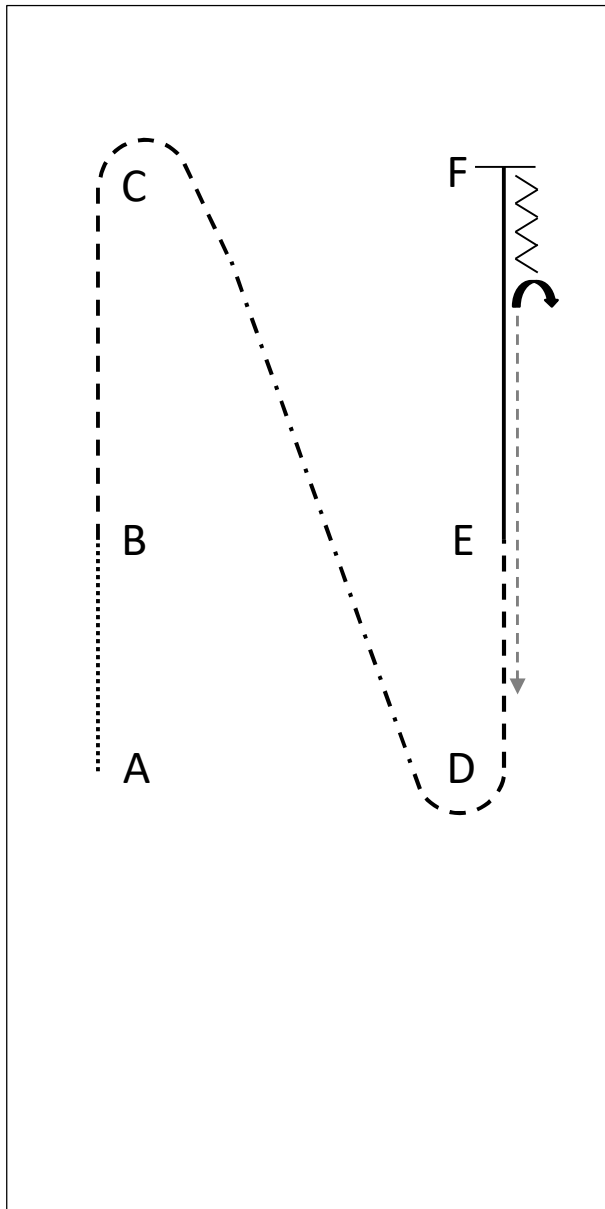
Walk
Jog	-----
Lope	————
Backup	∧∧∧

VWB Kat II – Come and Ride

Landau

21.09.2025

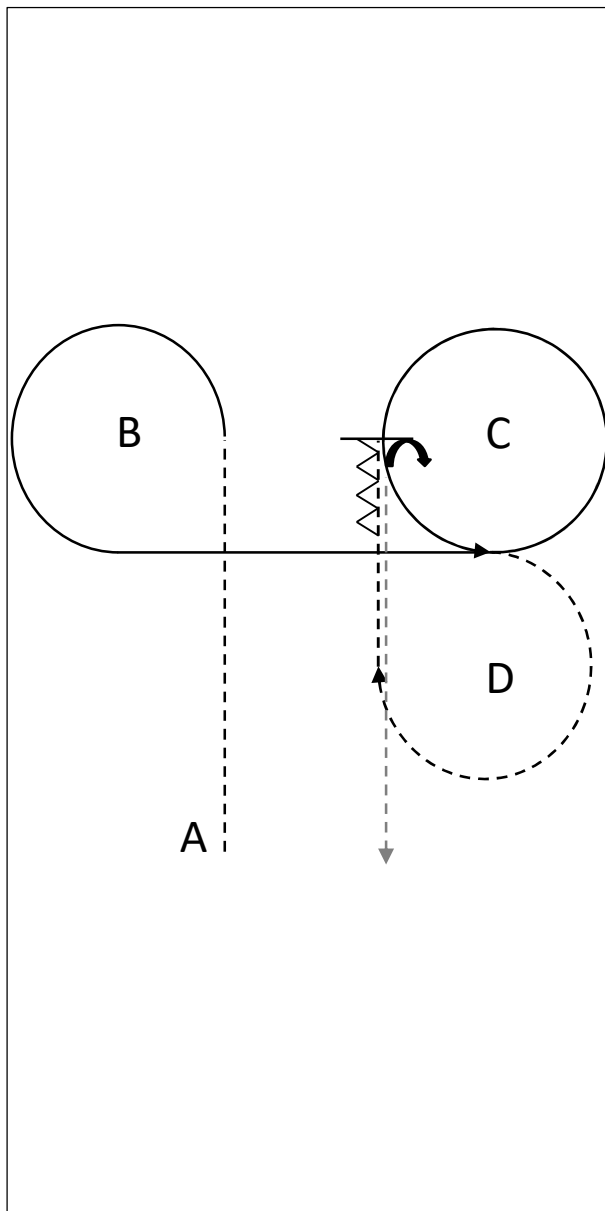
Horsemanship AHAR



1. Be ready at A
2. Walk from A to B
3. Jog from B to C
4. Ext. Jog from C to D
5. Jog to E
6. Lope left lead to F
7. Stop, Backup
8. Turn 180° right
9. Jog out

Walk
Jog	-----
Ext. Jog	- . - . - .
Lope	————
Backup	∧∧∧

VWB Kat II – Come and Ride
Landau
21.09.2025
Horsemanship Cup



1. Jog from A until even with B
2. Lope left lead around B until even with C
3. Lope around C
4. Jog around D
5. Jog until even to C
6. Stop at C, 180° Turn right
7. Backup
8. Jog out

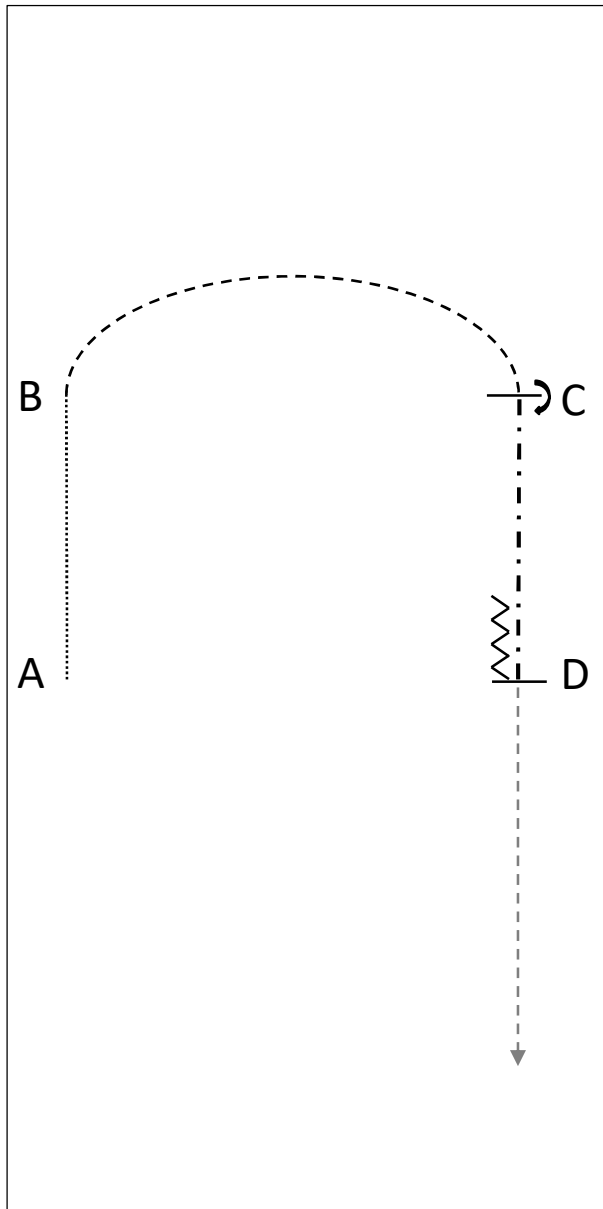
Walk
Jog	-----
Lope	————
Backup	∧∧∧

VWB Kat II – Come and Ride

Landau

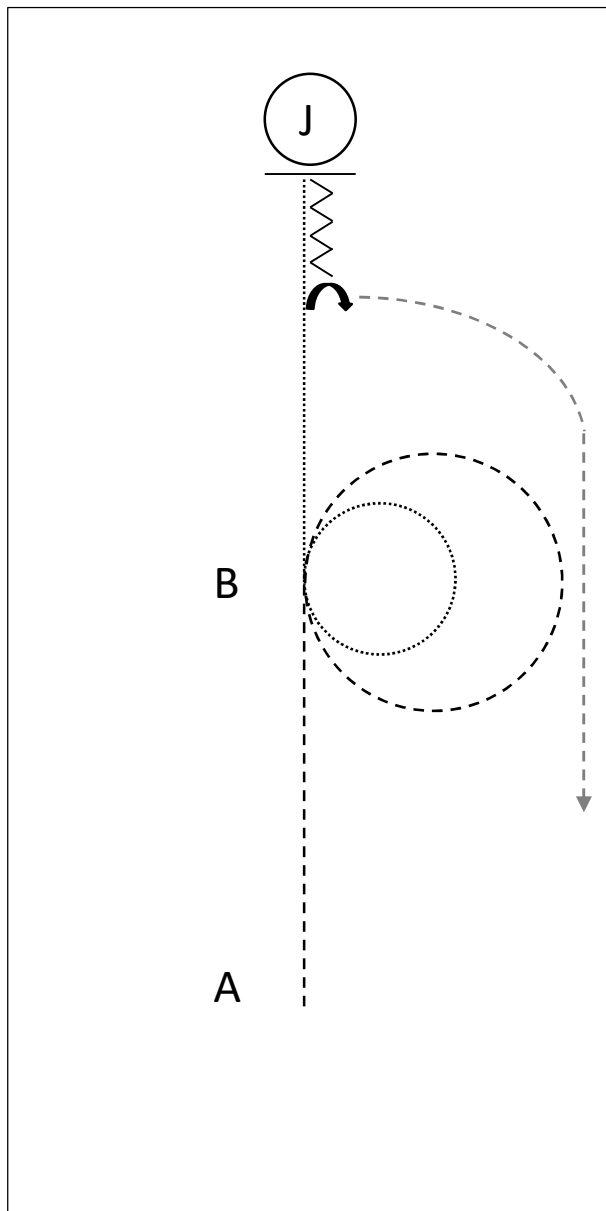
21.09.2025

Horsemanship Walk Trot



1. Walk from A to B
2. Jog from B to C
3. Stop at C
4. Turn 360°
5. Ext. Jog from C to D
6. Backup
7. Jog out

VWB Kat II – Come and Ride
Landau
21.09.2025
Showmanship Einsteiger / Youth



1. Jog from A to B
2. Walk a small circle to the right at B
3. Jog a big circle to the right at B
4. Walk to the Judge
5. Stop, set up
6. Inspection
7. Backup
8. Turn 450°
9. Jog out

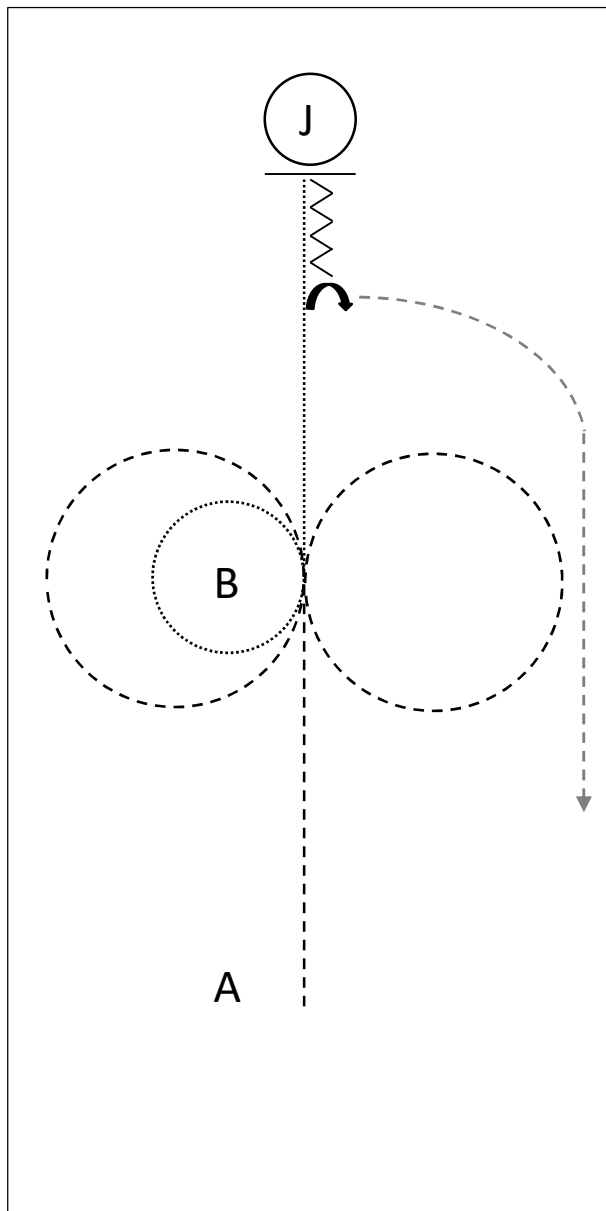
Walk
Jog	-----
Backup	^/^/^

VWB Kat II – Come and Ride

Landau

21.09.2025

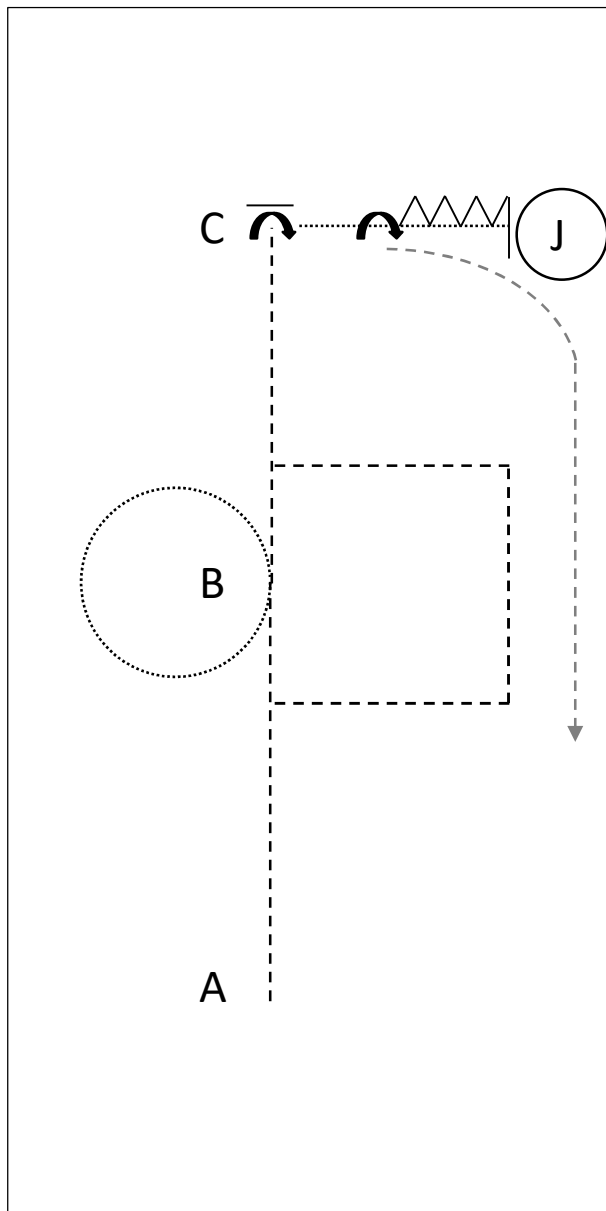
Showmanship AHAR



1. Jog from A to B
2. Walk a small circle to the left at B
3. Jog a big circle to the left at B
4. Jog a big circle to the right
5. Walk to the Judge
6. Stop, set up
7. Inspection
8. Back up
9. Turn 450°
10. Jog out

Walk
Jog -----
Backup /\/\

VWB Kat II – Come and Ride
Landau
21.09.2025
Showmanship Cup



1. Jog from A to B
2. Walk circle to the left at B
3. Jog a square at B
4. Jog to C, Stop
5. Turn 90°
6. Walk to the Judge
7. Stop, set up
8. Inspection
9. Backup
10. Turn 450°
11. Jog out

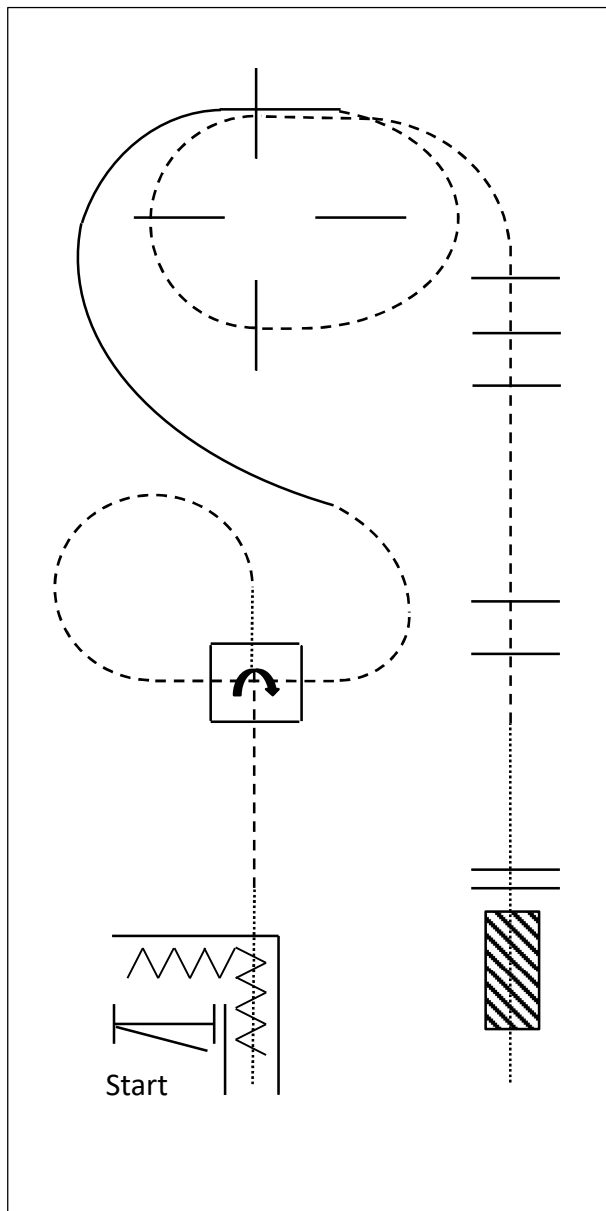
Walk
Jog
Backup / \ / \ / \

VWB Kat II – Come and Ride

Landau

21.09.2025

Trail Einsteiger / Youth



1. Work Gate left hand
2. Backup
3. Walk over
4. Jog into Box
5. Turn 360°, right
6. Walk over
7. Jog over
8. Lope over, right lead
9. Jog over
10. Jog over
11. Walk over
12. Walk over bridge

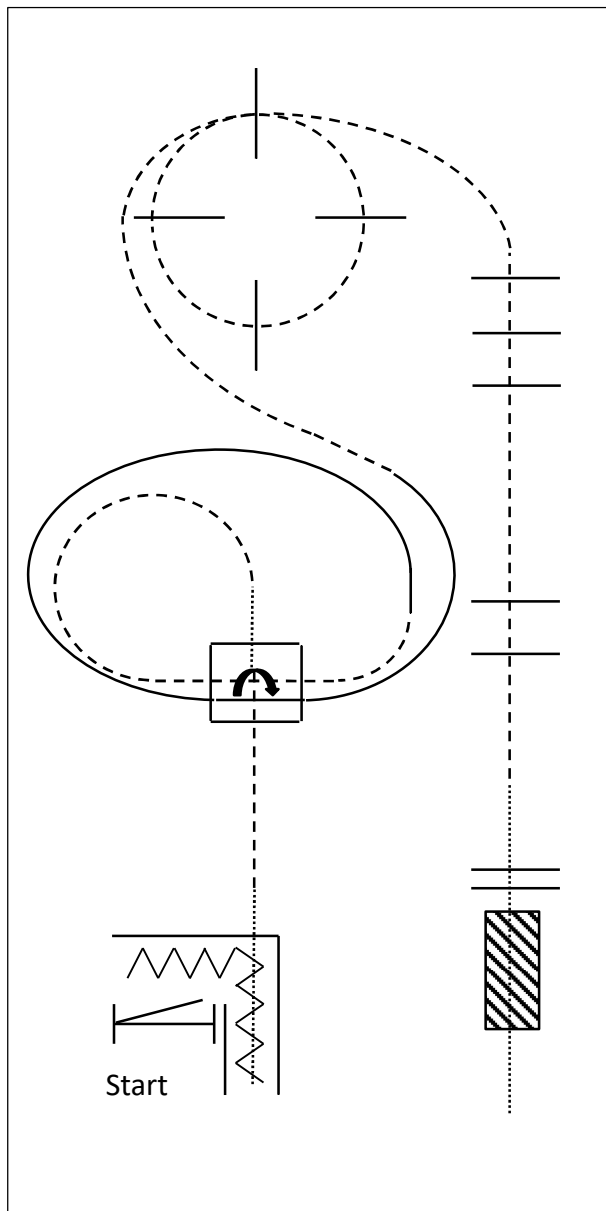
Walk
Jog	-----
Lope	=====
Backup	^v^v^v

VWB Kat II – Come and Ride

Landau

21.09.2025

Trail AHAR



1. Work Gate left hand
2. Backup
3. Walk over
4. Jog into Box
5. Turn 360°, right
6. Walk over
7. Jog over
8. Lope over, left lead
9. Jog over
10. Jog over
11. Walk over
12. Walk over bridge

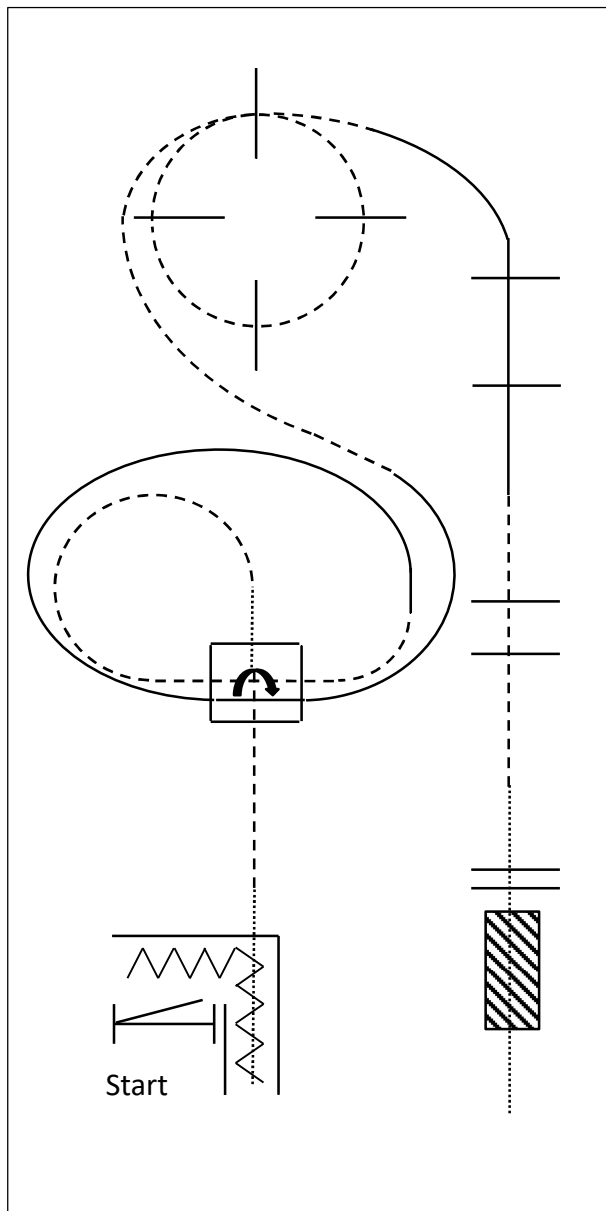
Walk
Jog	-----
Lope	————
Backup	∧∧∧

VWB Kat II – Come and Ride

Landau

21.09.2025

Trail Cup



1. Work Gate left hand
2. Backup
3. Walk over
4. Jog into Box
5. Turn 360°, right
6. Walk over
7. Jog over
8. Lope over, left lead
9. Jog over
10. Lope over, right lead
11. Jog over
12. Walk over bridge

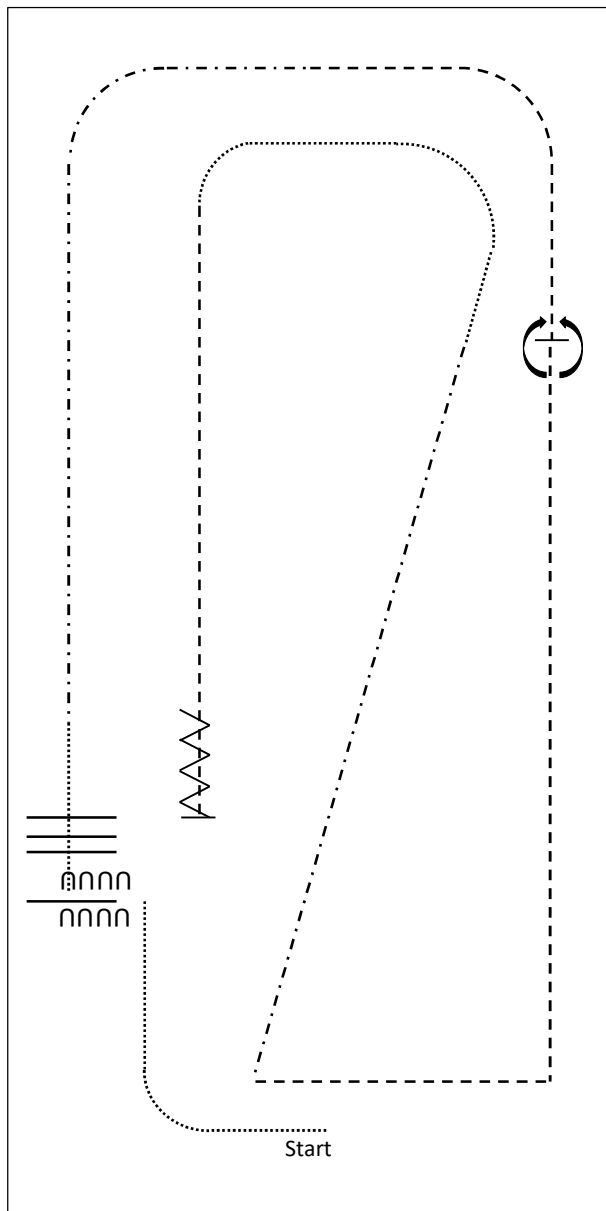
Walk
Jog	-----
Lope	=====
Backup	^v^v^v

VWB Kat II – Come and Ride

Landau

21.09.2025

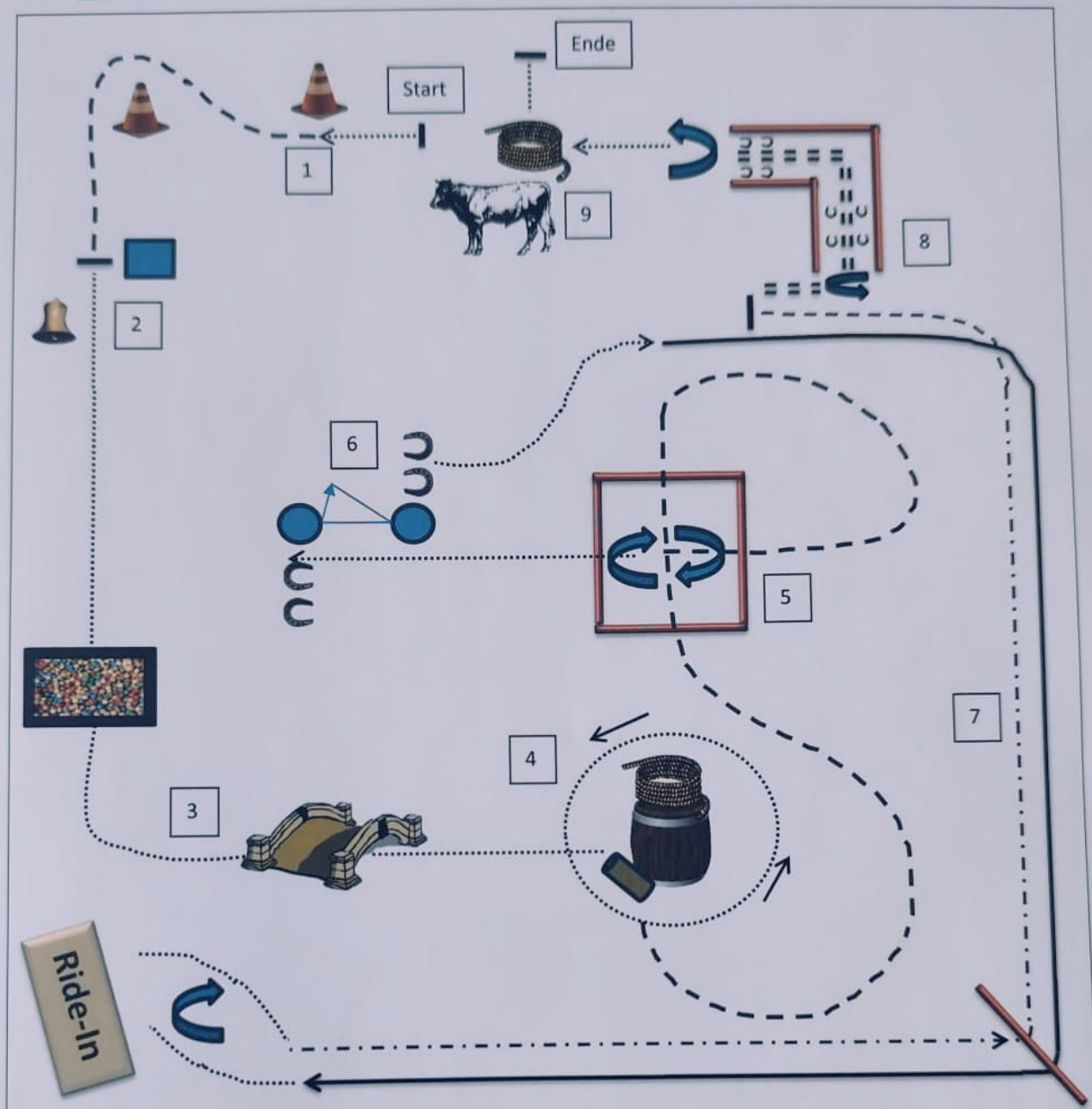
Ranch Riding W-T



1. Walk
2. Sidepass
3. Walk over
4. Ext. Trot
5. Trot
6. Stop, Turn 360°, each direction
7. Trot
8. Ext. Trot
9. Walk
10. Trot
11. Stop, backup

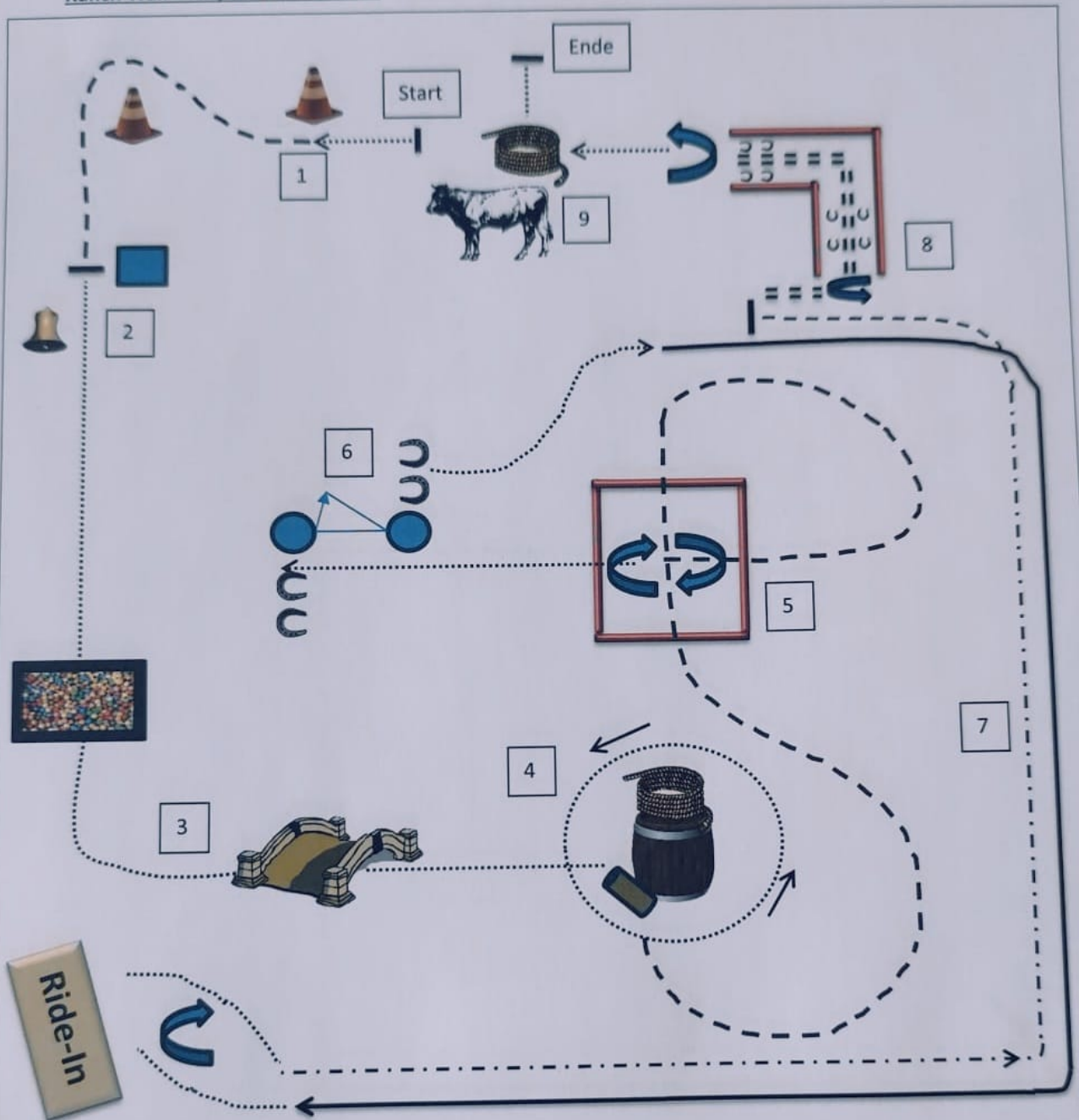
Walk
Trot	-----
Ext. Trot	- - - - -
Backup	^ ^ ^ ^

Ranch Trail – Ranch-Cup



10. Beim Start Pferd am Zügel im Schritt **führen**, im Trab um Pylone zum Schemel **führen**
11. Stop, Aufsitzen und an der Glocke läuten
12. Im Schritt durch das Bällebad und über die Brücke
13. Im Schritt zum Fass / Drag log (gegen Uhrzeigersinn)
14. Im Trab durch das Viereck und hinein in das Viereck / Stopp und 360°-Drehung (rechts oder links)
15. Im Schritt zum Tor (nach rechts öffnen)
16. Angaloppieren rechts, über Stange / vor dem Ride-In Schritt & Stopp (Trinken & Werfen) / Hinterhandwendung 180° und im Extended Trot zurück, über Stange
17. Im Trab an den Stangen vorbei, Stopp und rückwärts einfädeln / 90°-Drehung (links)
18. Im Schritt zum Bullen & Ropen

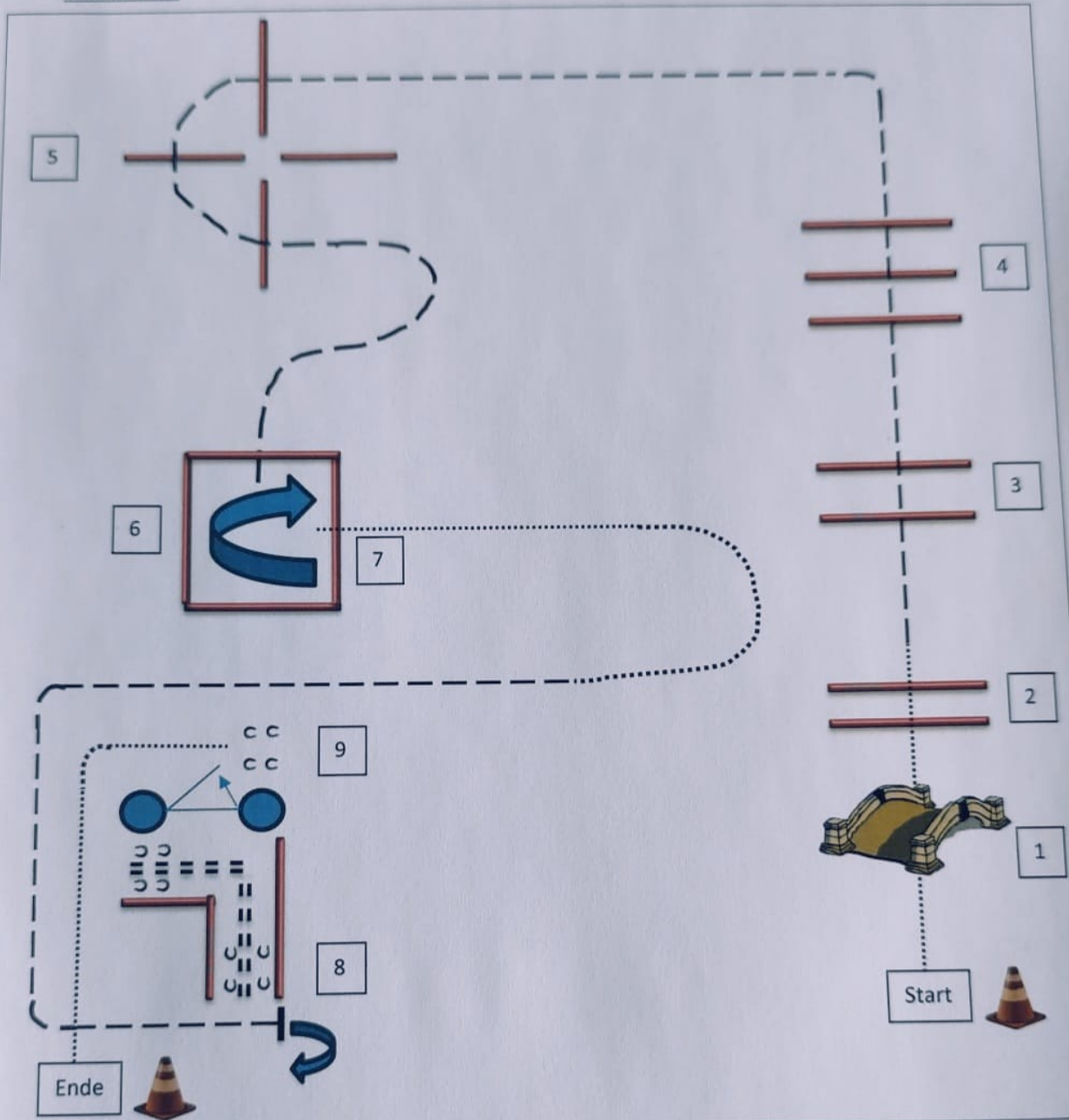
Walk Back : : : : Ext. Trot Trot - - - - Lope —————



1. Beim Start Pferd am Zügel im Schritt **führen**, im Trab um Pylone zum Schemel **führen**
2. Stop, Aufsitzen und an der Glocke läuten
3. Im Schritt durch das Bällebad und über die Brücke
4. Im Schritt zum Fass / Drag log (gegen Uhrzeigersinn)
5. Im Trab durch das Viereck und hinein in das Viereck / Stopp und 360°-Drehung (rechts oder links)
6. Im Schritt zum Tor (nach rechts öffnen)
7. Angaloppieren rechts / vor dem Ride-In Schritt & Stopp (Trinken & Werfen) / Hinterhandwendung 180° und im Extended Trot zurück
8. Im Trab an den Stangen vorbei, Stopp und rückwärts einfädeln / 90°-Drehung (links)
9. Im Schritt zum Bullen & Ropen

Walk Back : ■ ■ ■ ■ Ext. Trot · · · · · Trot - - - - Lope —————

Trail In Hand



1. Walk over bridge
2. Walk over
3. Jog over
4. Jog over
5. Jog over
6. Jog into box, stop and turn right 270°
7. Walk over
8. Jog, stop and backup
9. Work gate left hand and walk out

Walk Back : ■ ■ ■ ■ ■ Trot - - - - -